



GB // 2025

# DANSANI BATH & SHOWER

**10**  
YEAR WARRANTY



**CREATE YOUR OWN**  
**SANCTUARY**

Have you thought about how much time you spend in the bathroom every morning and every evening all year round? And how wonderful is it just once in a while to be able to lock the door and be yourself, as in really yourself? Relax, breathe and enjoy a little respite.

So it is really important that the bathroom is inviting and lends itself to creating the right mood. That the aesthetics are in order and that the style, colours and coherence in the design have been thought about.

Let us help you to create your own personal sanctuary - an oasis that invites you to start each day with a smile. Dive into the catalogue's many inspiring bathrooms and use these as your starting point.



*If something is worth doing,  
it's worth doing well*

PETER JUUL CEO, DANSANI

**WE FOCUS ON****SUSTAINABILITY****SUSTAINABILITY IN EVERY WAY**

Dansani takes responsibility and takes good care of our environment. We are energy- and consumption-conscious and have always been so - it is part of our DNA. We have dedicated resources when it comes to sustainability initiatives, and we work very closely with our suppliers and are in control of all components that make up our furniture.

Our basis are the 17 UN sustainable development goals.

That means that we generally:

- Develop our products so that their environmental impact in terms of manufacture, usage and, not least, disposal is minimised.
- Use raw materials, water and energy efficiently to reduce the environmental impact. We have, among other initiatives, installed solar panels to generate electricity on the roof of our production facilities and offices.
- Maintain high safety standards for our employees and promote responsible approaches to the environment.

**MORE SPECIFICALLY**

So what specifically do we do to enable you to make the most sustainable choices? We exclusively focus on solutions that also meet our high quality standards - because long-lasting durability is an important element in a sustainable product. We therefore have 10-year warranties on all furniture and shower solutions. Obviously, it is also possible to repair or swap out individual components which may further extend the life of the product. It may be an electronic driver for lights in the drawer, a drawer front may have been damaged or a PVC seal for a shower door.

But obviously, there are also other elements in play. Below we describe initiatives related to our packaging and in each ranges' inspiration pages you will find specific information about the components and raw materials used in that particular range so that you can make an informed decision.

**PACKAGING**

We have already replaced polystyrene with recyclable cardboard in the packaging for a large selection of our products and we continually work towards replacing the rest. In addition we have completely eliminated the use of plastic in the packaging of shower enclosures. Through these initiatives we are actively working to create a better future for both you and the environment.

CONTINUE

# YOUR JOURNEY

In this Dansani catalogue you'll find lots of inspiration for bringing your dream bathroom to life, along with price lists that lay out all the options when it comes to sizes, finishes, and decors.

We also invite you to keep exploring our website, [dansani.co.uk](https://dansani.co.uk), where you can create your own wish lists, find the perfect retailer and dive into helpful articles on everything from designing a small bathroom to creating the perfect mood.



LUNA 

INSPIRATION

PRICE LIST + PRODUCT INFORMATION

MIDO<sup>+</sup>

INSPIRATION

PRICE LIST + PRODUCT INFORMATION

MATCH 

INSPIRATION

PRICE LIST + PRODUCT INFORMATION

XXL 

INSPIRATION

PRICE LIST + PRODUCT INFORMATION





# LUNA

**12**

URBAN

**44**

CLASSIC

**66**

VINTAGE

**78**

PRODUCT GUIDE

**94**

LUNA & THE ENVIRONMENT

**96**

FORM BASIN



**WELLBEING - SEDUCTIVE - PERSONALITY**

# DANSANI LUNA

With sleek Danish design and intelligent functionality, your Luna bathroom should be inviting. Get out of bed every morning and let the wonderful feeling of wellness take you over.

Luna offers a myriad of opportunities for personal design and decoration using the exact style to match your dreams. Choose from 3 style universes where you can of course mix the different styles to create your own unique bathroom.

Urban, Classic or Vintage. In Luna each universe has different furniture fronts - smooth, framed, fluted, grooved or with integrated handles. With a choice of any colour or a selection of wood decors in the most beautiful shades. Find a basin that fits and don't forget a beautiful mirror and accessories to complete the look. The ingenious accessories make everyday life not just easier but create joy.

In Luna's 3 universes you get both the freedom and the opportunity to decorate your room of wellbeing with passion and personality - and it is designed and produced in Denmark.





**Urban 160 cm - Natural oak**

**Cube basin** 299.- Article no. 101305003 / **Worktop** 878.- Article no. B15-16 / **Cut-out for countertop basin and tap hole** 0.- Article no. UDSK-RH / **Vanity unit** 627.- Article no. U15-1049 / **LED downlight to floor incl. motion sensor and lighting control** 252.- ea. Article no. ULLS80 / **Cabinet** 627.- Article no. U30-1049 / **LED downlight to floor incl. lighting control** 252.- ea. Article no. ULUSLS80 / **Push open** 84.- ea. Article no. PO1SK / **Moon mirror** 893.- Article no. S829-028 / **Wireless lighting control** 81.- Article no. TS

**Accessories:** **Tall cabinet** 1,022.- Article no. U50-1049 / **LED downlight to floor incl. lighting control** 252.- ea. Article no. ULHSL560 / **Push open** 0.- Article no. PO60 / **Flexible shelf** 119.- ea. Article no. 190304370 / **Jupiter pendant light** 103.- ea. Article no. 190302872 / **Receiver** 103.- Article no. 190304332



**MODULAR & MINIMALISTIC**

# URBAN

Strong, clean lines, that are absolutely unfussy. From simple sets without obvious design details to sharp settings with straight lines to create the look.

**CUSTOMISED**

# FOR YOU

There is a really sharp look to this whole setting which is completely customised for the room. The dark matt rubber-like decor is exclusive and masculine, while the straight lines of the integrated handles complete the sharp look. Note the new Angular basin which is made to measure and available in sizes up to 240cm. Of course you choose whether there should be a single or double basin.



New Angular basin shown here in a made-to-measure version in Dekton® Trilium decor, which contains up to 80% recycled material. Read more on p. 90.



NEW



216 cm - Bespoke colour (NCS S 8005-R80B), integrated handle

Angular basin 2,145.- Article no. 338820417 / Vanity unit 2,047.- Article no. U21-2099 / Colour surcharge colour set-up fee 189.- Article no. B12 / LED downlight to floor incl. motion sensor and lighting control 252.- Article no. ULLS100 / Cabinet 2,047.- Article no. U35-2099 / LED downlight to floor incl. lighting control 252.- Article no. ULUSLS100 / Infill panel 187.- ea. Article no. TSY-484499 / Squirle mirror 893.- Article no. 96100 / Wireless lighting control 81.- Article no. TS

Accessories: Tall cabinet 1,507.- Article no. U47-2199 / Tall cabinet 1,507.- Article no. U47-2299 / LED downlight to floor 252.- ea. Article no. ULHLSL40 / Reach shelf 119.- ea. Article no. 325900000 / Handy illuminated make-up mirror 138.- Article no. 190304390 / Jupiter ceiling light 103.- ea. Article no. 190302893 / Receiver 103.- ea. Article no. 190304332



**Urban 100 cm - Bespoke colour (NCS S 2005-G80Y), fluted**

- Cube basin 299.- Article no. 101305003 /
- Worktop 643.- Article no. B13-11 /
- Cut-out for countertop basin and tap hole 0.- Article no. UDSK-RH /
- Vanity unit 1,310.- Article no. U19-9099 /
- Colour surcharge colour set-up fee 189.- Article no. B12 /
- LED downlight to floor incl. motion sensor and lighting control 252.- Article no. ULLS60 /
- Cabinet 1,090.- Article no. U52-9099 /
- LED downlight to floor incl. lighting control 252.- Article no. ULUSLS40 /
- Push open 164.- ea. Article no. PO2SK /
- Soft mirror 415.- Article no. 94160 /
- Jupiter light 93.- ea. Article no. 190303887 /
- Wireless lighting control 81.- Article no. TS
- Accessories: Cabinet 1,557.- ea. Article no. U34-9099 /
- Worktop 878.- Article no. B15-11 /
- LED downlight to floor incl. lighting control 252.- ea. Article no. ULUSLS80 /
- Push open 164.- ea. Article no. PO2SK /
- Reach shelf 119.- ea. Article no. 325900000



FIND THE CHARM IN

# ODD ANGLES

The fluted fronts provide fresh opportunities by maintaining the strict design lines, but with a twist in the form of a unique asymmetrical pattern.



«

A sloping ceiling is not a problem, but an exciting opportunity to do something clever. The flexibility of the Luna Urban concept enables you to take full advantage of the various surfaces and angles in the room and create uniform, tailored design solutions to make maximum use of the space.





**Urban 140 cm - Bespoke colour (NCS S 4040-B), fluted**

Minore basin 1,611.- Article no. 337814403 / Vanity unit 1,310.- Article no. U19-9099 / Colour surcharge colour set-up fee 189.- Article no. BI2 / LED downlight to floor incl. motion sensor and lighting control 252.- ea. Article no. ULLS60 / Cabinet 1,090.- ea. Article no. U52-9099 / LED downlight to floor incl. lighting control 252.- ea. Article no. ULUSLS40 / Push open 164.- ea. Article no. PO2SK / Corona mirror 656.- Article no. 95990 / Wireless lighting control 81.- Article no. TS

Accessories: Wall cabinet 606.- ea. Article no. U42-9199 / Open shelf 284.- ea. Article no. V93-0099 / Base cabinet 893.- ea. Article no. U44-9299 / LED downlight to floor incl. lighting control 252.- ea. Article no. ULUSLS40 / Push open 0.- ea. Article no. PO30-40 / Corona mirror 584.- Article no. 95970 / Corona mirror 656.- Article no. 95990 / Present mirror with glass shelf 116.- Article no. 96040 / Wireless lighting control 81.- ea. Article no. TS



## ADD EXTRA

# WOW FACTOR

Dansani mirrors not only look good when you see yourself in them. They are also beautifully decorative in their own right and can create some amazing effects in your bathroom – many of our mirrors have integrated LED lights and lighting control.

The combination of wide colour choice, mirrors, lights and additional elements such as the open shelves and units add a real wow factor to your bathroom.



«

Dial up the look with Present, our cool tinted mirror with shelf.

»

Smart base cabinets with worktops, to complete the look. Choose from 2 interior versions. See more on p. 78.





**100+240 cm - Bespoke colour (NCS S 6005-R20B), black frame**

**Azym basin 708** - Article no. 101610203 / **Vanity unit 2,047** - Article no. U26-8099 / **Colour surcharge colour set-up fee 189** - Article no. B12 / **Interior pack for top drawer 133** - Article no. S14 / **Corona oval mirror 584** - Article no. 95950 / **Bubble light 142** - Article no. 190304470 / **Wireless lighting control 81** - Article no. TS

**Accessories: Cabinet 1,880** - ea. Article no. U38-8099 / **Worktop, made to measure** Please enquire for price / **Fixing brackets 15** - Article no. 195050590 / **Illumi shelf 569** - Article no. 190304821 / **Handy illuminated make-up mirror 138** - Article no. 190304390



## CUSTOMISED SOLUTION FROM WALL TO WALL

A sharp and cool look that makes clever use of the sloping wall for additional storage while enhancing not just the bathroom but your home. The combination of two cabinets with worktops on both the top and the bottom creates a beautiful and functional wall-to-wall solution. An effective way to make optimal use of the whole room.

The black frame drawer front adds an extra dimension to the space by framing the furniture. We've also added the on-trend Illumi shelf to complete the look.



The Illumi shelf creates coherence in the design while being really practical by offering generous shelf space, beautiful integrated lighting and handy USB ports for charging.



**BUBBLE LIGHT**  
The Bubble light adds a softness to the sharp lines and it is also adjustable in all directions.





**120 cm - Brown oak, black frame**

**Kantate basin** 1,017.- Article no. 531922003 / **Vanity unit** 1,934.- Article no. U23-8052 / **LED downlight to floor incl. motion sensor and lighting control** 252.- Article no. ULLS120 / **Soft mirror** 384.- ea. Article no. 94140 / **Bubble light** 142.- ea. Article no. 190304470 / **Wireless lighting control** 81.- ea. Article no. TS  
**Accessories:** **Wall cabinet** 601.- Article no. U42-8252 / **Base cabinet** 859.- Article no. U44-8252 / **LED downlight to floor incl. lighting control** 252.- Article no. ULUSLS40 / **Illumi shelf** 569.- Article no. 190304821 / **Jupiter ceiling light** 103.- ea. Article no. 190302893 / **Receiver** 103.- Article no. 190304332



Smart new drawer layout to suit small bottles, boxes, cotton pads, toothpaste and much more. Note the flexible silicone compartment divider that perfectly holds smaller items such as small bottles, nail polish, etc.



The search for your tweezers or a nail file is over. These simple wooden trays keep track of all your smaller items and fit perfectly in the drawers.





WARMTH & PRECISION GO  
**HAND IN HAND**



Urban 240 cm - Brown oak

Minore double basin 2,707.- Article no. 337822503 / Vanity unit 802.- ea. Article no. U17-1052 / LED lighting in drawer + socket 280.- ea. Article no. LS120-GB / Step handle 29.- ea. Article no. 189556128 / LED downlight to floor incl. motion sensor and lighting control 252.- ea. Article no. ULLS120 / Panorama mirror 570.- ea. Article no. 93481 / Wireless lighting control 81.- ea. Article no. TS

Accessories: Storage tray 82.- ea. Article no. SI22 / Storage tray 96.- ea. Article no. SI23 / Flexible divider 24.- Article no. SI24



Room for everything, even taller items in the deep drawer.



The Flexible shelf is ideal for accessories and your favourite perfume.





**Urban 220 cm - Bespoke colour (NCS S 3010-G80Y)**

Minore double basin 2.707.- Article no. 337822503 / Vanity unit 974.- ea. Article no. U15-1099 / Colour surcharge colour set-up fee 189.- Article no. BI2 / LED lighting in drawer + socket 253.- Article no. LS180-GB / LED downlight to floor incl. motion sensor and lighting control 252.- ea. Article no. ULLS80 / Cabinet 762.- Article no. U29-1099 / LED downlight to floor incl. lighting control 252.- Article no. ULUSLS60 / Button handle 12.- ea. Article no. 189553028 / Moon mirror 755.- ea. Article no. 5827-028 / Wireless lighting control 81.- ea. Article no. TS

Accessories: Flexible shelf 119.- Article no. 190304370 / Storage tray 96.- ea. Article no. SI23 / Jupiter ceiling light 103.- ea. Article no. 190302893 / Receiver 103.- Article no. 190304332



**Urban 80 + 80 cm – Bespoke colour (NCS S 0560-G90Y)**

**Angular basin** 1,716.- Article no. 338808111 / **Vanity unit** 1,451.- Article no. U25-1099 / **Colour surcharge colour set-up fee** 189.- Article no. B12 / **LED lighting in 2 drawers + socket in bottom drawer** 330.- Article no. LS280-GB / **LED downlight to floor incl. motion sensor and lighting control** 252.- Article no. ULLS80 / **Push open** 164.- Article no. PO2SK / **Worktop** 563.- Article no. B12-11 / **Cabinet** 866.- Article no. U30-1099 / **LED downlight to floor incl. lighting control** 252.- Article no. ULUSLS80 / **Push open** 84.- Article no. PO1SK / **Moon mirror** 755.- Article no. S827-010 / **Wireless lighting control** 81.- Article no. TS

**Accessories: Illumi shelf** 569.- Article no. 190304821 / **Handy illuminated make-up mirror** 138.- Article no. 190304390



10  
YEAR WARRANTY



The Illumi shelf with its black profile and tinted glass fits perfectly into this asymmetrical setting where Illumi extends beyond the furniture. It's new and inspiring, yet also functional - Illumi has built-in lighting.



## ROOM FOR MORE THAN ONE

A symmetrical look with fronts in a beautiful warm oak decor that are allowed to dominate a handle-less, clean, push-open setting. On-trend double basins in a new and stringent design space to share the morning routine in front of the mirror, where the lighting of course can be adjusted in tone and intensity to suit the time of day.





### 220 cm - Warm oak

Angular double basin 3,162.- Article no. 338822511 / Vanity unit 966.- ea. Article no. U25-1055 / LED lighting in 2 drawers + socket in bottom drawer 330.- ea. Article no. LS280-GB / Interior pack for top drawer 117.- Article no. S113 / LED downlight to floor incl. motion sensor and lighting control 252.- ea. Article no. ULLS80 / Cabinet 853.- Article no. U37-1055 / LED lighting in 2 drawers + socket in bottom drawer 308.- Article no. LS260-GB / LED downlight to floor incl. lighting control 252.- Article no. ULUSLS60 / Push open 164.- ea. Article no. PO2SK / Moon mirror 893.- ea. Article no. S829-028 / Remote control 50.- Article no. 190304337 / Wireless lighting control 81.- ea. Article no. TS

Accessories: Tall cabinet 756.- Article no. U47-1110 / Tall cabinet 756.- ea. Article no. U47-1210 / LED downlight to floor 252.- ea. Article no. ULHLS40 / Button handle 12.- ea. Article no. 189553028



**THE LUXURY BATHROOM**

There is plenty of space here with the smart countertop basins and the mirrors are in-built cabinets with beautiful lighting and lots of storage space.







#### 240 cm - White matt

**Cube basin** 299.- ea. Article no. 101305003 / **Worktop, made to measure** Please enquire for price / **Vanity unit** 1,234.- ea. Article no. U22-1010 / **LED downlight to floor incl. motion sensor and lighting control** 252.- Article no. ULLS120 / **Push open** 164.- ea. Article no. PO2SK / **In-Built mirror cabinet** 921.- ea. Article no. S748-246 / **Lighting profile** 439.- ea. Article no. 190304341 / **Interior pack** 130.- Article no. OS3 / **Wireless lighting control** 81.- ea. Article no. TS

**Accessories:** **Tall cabinet** 756.- ea. Article no. U47-1110 / **LED downlight to floor incl. lighting control** 252.- ea. Article no. ULHSL40 / **Push open** 0.- ea. Article no. PO30-40 / **Jupiter ceiling light** 103.- ea. Article no. 190302893 / **Receiver** 103.- ea. Article no. 190304332



**40 cm - Warm oak**

**Micro Largetto basin** 248.- Article no. 538304003 /  
**Overflow ring** 9.- Article no. 4880028 /  
**Vanity unit** 323.- Article no. U01-1155 /  
**LED downlight to floor incl. motion sensor and lighting control** 252.- Article no. ULLS40 /  
**Pixel handle** 12.- Article no. 189562028 /  
**Soft mirror** 384.- Article no. 94140 /  
**Jupiter light** 93.- Article no. 190303887 /  
**Wireless lighting control** 81.- Article no. TS

**Accessories: Style mirror cabinet** 897.- Article no. S880-253 /  
**LED underlight** 252.- Article no. ULSP100 /  
**Jupiter light** 93.- ea. Article no. 190303887 /  
**Flexible shelf** 119.- Article no. 190304370 /  
**Worktop, made to measure** Please enquire for price /  
**Wireless lighting control** 81.- Article no. TS





The clever little Micro Larghetto basin is perfect for a small bathroom and the unit has room for the usual essentials.

NEW



**CREATIVITY WHERE SPACE IS TIGHT**

## SMALL & COOL

If your bathroom is only a few square metres in size the minimal style of the Urban universe is perfect for creating a calm and sophisticated look. There are also many creative tips for when there is just room for one small vanity unit and on best using the wall space in general. There may be room for a wall cabinet or two over the toilet, or if you choose a mirror cabinet like the one shown opposite. the room feels larger. Mirror cabinets and wall cabinets provide lots of practical storage space.



»

A great little setting of Mini Largetto on a vanity unit with door alongside the new Squircle mirror. Squircle lends softness to the overall look with exquisite lighting that is of course adjustable.



NEW



50 cm - White matt

Mini Largetto basin 373.- Article no. 538405003 / Overflow ring 9.- Article no. 4880010 /  
Vanity unit 402.- Article no. U03-1110 / LED downlight to floor incl. motion sensor and lighting control 252.- Article no. ULLS50 /  
Base handle 19.- Article no. 189547210 / Squirrel mirror 824.- Article no. 96160 / Wireless lighting control 81.- Article no. TS

Accessories: Open shelf 136.- ea. Article no. V92-0010



**Urban 60 cm - Black oak**

**Mini Minore basin** 422.- Article no. 337206103 /

**Overflow ring** 9.- Article no. 4880128 /

**Vanity unit** 470.- Article no. U04-1050 /

**Dot handle** 12.- ea. Article no. 189554028 /

**LED downlight to floor incl. motion sensor and lighting control** 252.- Article no. ULLS60 /

**Corona mirror** 584.- Article no. 95970 /

**Wireless lighting control** 81.- Article no. TS

**Accessories: Jupiter pendant light** 103.- ea. Article no. 190302872 / **Receiver** 103.- Article no. 190304332



An intense and cool design where the black oak vanity unit provides ample room for the essentials while the sharpness of the Minore mini basin is a perfect match for this setting.



**80 cm - Bespoke colour (NCS S 2005-Y50R)**

Mini Larghetto basin 464.- Article no. 538408003 /

Vanity unit 1,807.- Article no. U11-2099 /

Colour surcharge colour set-up fee 189.- Article no. BI2 /

LED downlight to floor incl. motion sensor

and lighting control 252.- Article no. ULLS80 /

Level mirror cabinet 1,502.- Article no. S878-299 /

Interior pack 130.- Article no. OS3 /

Wireless lighting control 81.- Article no. TS

Accessories: Wall cabinet 736.- Article no. U42-2299 /

Handy illuminated make-up mirror 76.- Article no. 190304391 /

Jupiter ceiling light 103.- ea. Article no. 190302893 /

Receiver 103.- Article no. 190304332





**FURNISHING TIP**

Lighting and lighter colours make a room larger, like this setting where the furniture has an integrated handle to maintain the minimalist design. Plus we have thought of storage with the deeper bottom drawer in the vanity unit, the mirror cabinet with shelves, USB ports and electric socket and a wall cabinet that doesn't protrude into the room. With everything in drawers and cabinets, a small bathroom is never untidy, but looks light and inviting.



A Handy magnifying mirror with integrated lighting and touch control can be used anywhere. It is shown here in a mirror cabinet with a magnetic holder, and you can take it with you on holiday if you like. It is easy to charge through the integrated USB port.



**157 cm - Grey matt**

- Cube basin 299.- Article no. 101305003 /
- Vanity unit 1,074.- Article no. U21-1003 /
- Worktop, made to measure Please enquire for price /
- Fixing brackets 15.- Article no. 195050590 /
- Pixel handle 12.- ea. Article no. 189562047 /
- Level mirror 570.- Article no. 94080
- Accessories: Wall cabinet 293.- Article no. U41-1203 /
- Internal LED lighting 252.- Article no. LI30-40 /
- Pixel handle 12.- Article no. 189562047 /
- Shelf 70.- ea. Article no. NHS-501703

**ODD ANGLES ARE NOT A PROBLEM**

You can easily maintain the intensity while keeping it stylish despite the odd angles in this room. The worktop can be customised on-site to fit all oblique angles. Add a wall cabinet and store away the smallest things to keep the look simple.





**Classic 100 cm - Natural oak/Framed bespoke colour (NCS S 3010 – B30G)**

**Minore basin** 938.- ea. Article no. 337110003 / **Vanity unit** 1,577.- ea. Article no. T08-3092 / **Colour surcharge colour set-up fee** 189.- Article no. B12 / **LED downlight to floor incl. motion sensor and lighting control** 252.- Article no. ULLS100 / **Support legs** 24.- ea. Article no. 842120028 / **Grace handle** 19.- ea. Article no. 189555028 / **Level mirror cabinet** 1,420.- ea. Article no. S870-249 / **Wireless lighting control** 81.- ea. Article no. TS

**Accessories: Tall cabinet** 1,243.- Article no. T21-3292 / **Tall cabinet** 1,243.- Article no. T21-3192 / **LED downlight to floor incl. lighting control** 252.- ea. Article no. ULHLS40 / **Support legs** 24.- ea. Article no. 842120028 / **Grace handle** 19.- ea. Article no. 189555028 / **Lyra pendant light** 103.- ea. Article no. 190304381 / **Receiver** 103.- Article no. 190304332



## TIMELESS ELEGANCE

# CLASSIC

The classic virtues of our Nordic design tradition shines through in each individual detail and create refined, timeless looks. In the Classic universe you will find a beautiful smooth front, a framed front with the option of gables in wooden décors and also a grooved veneer front.

10  
YEAR WARRANTY





**Classic 80 cm - Framed bespoke colour (NCS S 2005-B80G)**

Kantate basin 494.- Article no. 531908003 / Vanity unit 1.044.- Article no. T02-3099 / Colour surcharge colour set-up fee 189.- Article no. B12 / LED downlight to floor incl. motion sensor and lighting control 252.- Article no. ULLS80 / Dot handle 12.- Article no. 189554043 / In-Built mirror cabinet 921.- Article no. S748-246 / Lighting profile 439.- Article no. 190304341 / Wireless lighting control 81.- Article no. TS

Accessories: Wall cabinet 606.- Article no. T19-3299 / Wall cabinet 606.- Article no. T19-3199 / Dot handle 12.- ea. Article no. 189554043 / Open shelf 284.- ea. Article no. V93-0099



**Classic 190 cm - Framed bespoke colour (NCS S 7020-G10Y)**

**Minore basin** 1,901.- Article no. 337818403 / **Overflow ring** 9.- Article no. 4880144 / **Vanity unit** 1,323.- Article no. T06-3099 / **Colour surcharge colour set-up fee** 189.- Article no. BI2 / **LED downlight to floor incl. motion sensor and lighting control** 252.- Article no. ULLS60 / **Cabinet** 1,323.- ea. Article no. T15-3099 / **LED downlight to floor incl. lighting control** 252.- ea. Article no. ULUSLS60 / **Base handle** 19.- ea. Article no. 189547244 / **Infill panel** 187.- ea. Article no. TSY-644299 / **Moon oval mirror** 824.- Article no. S826-031 / **Wireless lighting control** 81.- Article no. TS

**Accessories:** **Wall cabinet** 606.- Article no. T19-3299 / **Wall cabinet** 606.- ea. Article no. T19-3199 / **Internal LED lighting** 252.- ea. Article no. LI30-40 / **Base handle** 19.- ea. Article no. 189547244 / **Tall cabinet** 1,264.- Article no. T20-3299 / **Tall cabinet** 1,679.- Article no. T22-3199 / **Internal LED lighting** 252.- ea. Article no. LI30-40 / **LED downlight to floor incl. lighting control** 252.- ea. Article no. ULHLS40





## COMFORT AND FUNCTION

# EVERY DAY

Classic means classic in this beautiful combination of green and brass, so the bathroom simply becomes an oasis of wellbeing. Harmony is created when the unit, basin and worktop are customised to fit the alcove exactly. Note the practical wall cabinets, ideal for toothbrushes and skin-care products, which should always be handy without cluttering up the worktop.

There are a multitude of elegant, practical details that will make you smile every time you enter the bathroom.



BRING NATURE

# INDOORS

A classic Nordic setting with grooved fronts in light oak veneer and the elegant Refined legs. The open shelf in black ensures a beautiful coherence in this natural look.



**Classic 120 cm - Light oak, grooved**

**Angular double basin** 2,758.- Article no. 338812212 / **Vanity unit** 1,323.- ea. Article no. T06-6078 / **Interior pack for top drawer** 117.- Article no. S113 / **LED downlight to floor incl. motion sensor and lighting control** 252.- ea. Article no. ULLS60 / **Push open** 164.- ea. Article no. PO2SK / **Refined towel rack** 256.- Article no. 843200000 / **Style mirror cabinet** 1,378.- Article no. S883-278 / **LED underlight** 252.- Article no. ULSP120 / **Wireless lighting control** 81.- Article no. TS

**Accessories:** **Wall cabinet** 606.- ea. Article no. T19-6278 / **Push open** 0.- ea. Article no. PO30-40 / **Open shelf** 284.- Article no. V93-0099 / **Colour surcharge colour set-up fee** 189.- Article no. B12 (NCS S 8500-N) / **Drawer lighting** 260.- ea. Article no. 190311556 / **Jupiter ceiling light** 103.- Article no. 190302893 / **Receiver** 103.- Article no. 190304332

▼  
 Have extra task lighting over the basin with an LED under-light, shown here on the Style mirror cabinet.



▲  
 Order your drawers with built-in lighting or add the rechargeable drawer lighting yourself afterwards.



▲  
 The glass shelves can be positioned to suit the height of your perfumes and creams.

▲  
 There is plenty of space in the mirror cabinet for all the things you use every day, plus a socket with USB port, e.g. for an electric toothbrush. The magnifying mirror is right where you need it, and the double-sided mirror doors make it easy to check your hair from all angles.



### Classic 230 cm - Oak noir, grooved


Minore double basin 2,707.- Article no. 337822503 / Vanity unit 1,557.- ea. Article no. T07-6044 / LED downlight to floor incl. motion sensor and lighting control 252.- ea. Article no. ULLS80 / Push open 164.- Article no. PO2SK / Cabinet 879.- Article no. T11-6044 / Push open 84.- ea. Article no. PO1SK / Open shelf 274.- Article no. V88-0010 / Internal lighting and LED downlight to floor 376.- Article no. LIULLS60 / Infill panel 187.- ea. Article no. TSY-644244 / Level mirror 570.- ea. 94080 / Wireless lighting control 81.- ea. Article no. TS

Accessories: Wall cabinet 606.- ea. Article no. T19-6144 / Push open 0.- ea. Article no. PO30-40 / Open shelf 142.- Article no. V93-0010 / Lyra pendant light 103.- ea. Article no. 190304381 / Receiver 103.- Article no. 190304332



CLASSICAL  
**ELEGANCE**

Made-to-measure for this room the Minore basin uses infill panels to complete the furniture setting.



SIMPLICITY IN A  
**HANDLE**



**Classic 120 cm - Natural oak, black integrated handle**

Larghetto basin 848.- Article no. 538512003 / Vanity unit 1,032.- Article no. T04-7049 / Open shelf 547.- Article no. V91-0099 /  
Colour surcharge colour set-up fee 189.- Article no. BI2 (NCS S 8500-N) / Internal lighting and LED downlight to floor 376.- Article no. LIULLS120 /  
Squircle mirror 893.- Article no. 96100 / Wireless lighting control 81.- Article no. TS

Accessories: Wall cabinet 393.- ea. Article no. T19-7249 / Open shelf (NCS S 8500-N) 284.- ea. Article no. V93-0099 / Illumi shelf 569.- Article no. 190304821 /  
Jupiter ceiling light 103.- ea. Article no. 190302893 / Bubble pendant light 103.- ea. Article no. 190304480 / Receiver 103.- ea. Article no. 190304332



Make it more personal with open modules to display your favourite items.



Simple and stringent - the look created by the Luna Classic integrated handles, which come in black as standard. However if you choose a custom colour for your drawer fronts, we will colour-match the handle.




## INVITING IN EVERY DETAIL

A small bathroom can be made more stylish and attractive with a few helpful tips. Feel free to add colour but keep the colour in the same tone.

In this small bathroom the simple integrated handle in the same finish as the drawer front and wall colour creates a stylish connection. It's also easy to make the space feel bigger with decorative mirrors and a practical mirror cabinet. The mirror cabinet has both a power socket and USB ports alongside plenty of shelf space for all your toiletries.







**Classic 60 cm - Bespoke colour (NCS S 4010-Y70R), integrated handle**

Larghetto basin 422.- Article no. 538506003 / Vanity unit 879.- Article no. T01-7099 / Colour surcharge colour set-up fee 189.- Article no. B12 / LED lighting in drawer + socket 242.- Article no. LS160-GB / LED downlight to floor incl. motion sensor and lighting control 252.- Article no. ULLS60 / Style mirror cabinet 864.- Article no. S886-299 / Internal LED lighting 376.- Article no. LISPS / Interior pack 130.- Article no. OS3 / Jupiter light 93.- ea. Article no. 190303880 / Wireless lighting control 81.- Article no. TS

Accessories: Storage tray 82.- Article no. S122 / Flexible divider 24.- Article no. S124 / Present mirror with glass shelf 116.- ea. Article no. 96040 / Handy illuminated make-up mirror 138.- Article no. 190304390



**Classic 160 cm – Bespoke colour (NCS S 7010–R90B)**

**Cube basin** 299.- Article no. 101305003 / **Worktop** 878.- Article no. B15-12 / **Cut-out for countertop basin and tap hole** 0.- Article no. UDSK-RH / **Vanity unit** 1,451.- Article no. T07-1099 / **Colour surcharge colour set-up fee** 189.- Article no. B12 / **LED downlight to floor incl. motion sensor and lighting control** 252.- Article no. ULLS80 / **Cabinet** 1,451.- Article no. T16-1099 / **LED downlight to floor incl. lighting control** 252.- Article no. ULUSLS80 / **Grace handle** 19.- ea. Article no. 189555044 / **Soft mirror** 562.- Article no. 94130 / **Jupiter light** 93.- ea. Article no. 190303881 / **Wireless lighting control** 81.- Article no. TS

**Accessories: Tall cabinet** 1,588.- Article no. T22-1299 / **Tall cabinet** 1,173.- Article no. T20-1199 / **Internal LED lighting** 252.- ea. Article no. LI30-40 / **LED downlight to floor incl. lighting control** 252.- ea. Article no. ULHLSL40 / **Grace handle** 19.- ea. Article no. 189555044



## THE PERFECT

# BATHROOM

Create a consistent look and feeling, so the bathroom is not just a place where you take a bath or brush your teeth, but a space that is stimulating and inspiring. With the smooth Classic fronts we have created a charming, maritime inspired bathroom where you can enjoy lots of functional features everyday as you dream of the sea.



Towels, laundry, underwear, creams, shampoo and everything else – there must be room for them all. With wall cabinets and tall cabinets you can have a tidy bathroom with a place for everything.

### NEW:

Choose from 3 different interior layouts for your new tall cabinet. Read more on p. 80



DESIGNED FOR ALL

# DIMENSIONS

The inspiring universe of the Dansani Luna range is equally beautiful in large or small rooms. Use colours to set the mood, combine with a charming wallpaper for example, and then you have created your very own universe. Give your imagination free rein – Classic is ready to go along with your inspirational ideas and open up new avenues and possibilities.



**Classic 60 cm - Bespoke colour (NCS S 7020-G50Y)**

- Kantate basin** 422.- Article no. 531906003 /
- Vanity unit** 879.- Article no. T01-3099 /
- Colour surcharge colour set-up fee** 189.- Article no. B12 /
- LED lighting in drawer + socket** 242.- Article no. LS160-GB /
- LED downlight to floor incl. motion sensor and lighting control** 252.- Article no. ULLS60 /
- Dot handle** 12.- Article no. 189554028 /
- Soft mirror** 415.- Article no. 94160 /
- Lyra light** 93.- Article no. 190304311 /
- Wireless lighting control** 81.- Article no. TS
- Accessories:** **Wall cabinet** 606.- Article no. T19-3199 /
- Internal LED lighting** 252.- Article no. LI30-40 /
- Dot handle** 12.- Article no. 189554028 /
- Storage tray** 82.- Article no. S122 /
- Drawer insert** 24.- Article no. S126 /
- Flexible divider** 24.- Article no. S124 /
- Jupiter ceiling light** 103.- ea. Article no. 190302893 /
- Receiver** 103.- Article no. 190304332



**120 cm - Bespoke colour (NSC S 2005-B)**

Circle basin 299.- Article no. 101205003 / Worktop 257.- Article no. B04-49 / Cut-out for countertop basin 0.- Article no. UDSK-C / Vanity unit 1,232.- Article no. T04-1099 / Colour surcharge colour set-up fee 189.- Article no. BI2 / LED lighting in drawer + socket 280.- Article no. LS120-GB / LED downlight to floor incl. motion sensor and lighting control 252.- Article no. ULLS120 / Button handle 12.- Article no. 189553047 / Ambi mirror cabinet 1,674.- Article no. S893-299 / LED underlight 252.- Article no. ULSP120 / Jupiter light 93.- ea. Article no. 190303880 / Wireless lighting control 81.- Article no. TS / Remote control 50.- Article no. 190304337

Accessories: Worktop 239.- Article no. B03-49 / Cabinet 1,082.- Article no. T13-1099 / LED downlight to floor incl. lighting control 252.- Article no. ULUSLS100 / Tall cabinet 1,588.- ea. Article no. T22-1199 / Internal LED lighting 252.- ea. Article no. LI30-40 / LED downlight to floor incl. lighting control 252.- Article no. ULHLS40 / Wall cabinet 570.- Article no. T19-1199 / Internal LED lighting 252.- ea. Article no. LI30-40 / Button handle 12.- ea. Article no. 189553047 / Shelf 70.- ea. Article no. NHS-501749 / Jupiter pendant light 103.- ea. Article no. 190302871 / Handy illuminated make-up mirror 138.- Article no. 190304390 / Jupiter ceiling light 103.- ea. Article no. 190302893 / Receiver 103.- ea. Article no. 190304332



## QUALITY OF YOUR LIGHTING

We have tweaked and fine-tuned the quality of our lighting for years, so we are one of just a handful of suppliers who come as close as possible to daylight quality. You can see yourself in as natural a light as possible – and be satisfied with the results. Good lighting actually adds to our quality of life.

And we have also thought of lighting as a daily aid and source of enjoyment for you. No need to rummage in the dark – get a complete overview with a light when the cabinet or drawer is open.







CE

**LIGHTING****UP**

Did you know that good lighting adds to your quality of life? It has been scientifically proven. We feel most comfortable in daylight, but on average people spend 80% of their time indoors, so it is vital that the light indoors is as close to daylight as possible. This also applies to the time of day.

Light controls the body's circadian rhythm, so too much light in the evening before bedtime may make it difficult to fall asleep. Controlling the light in your bathroom helps to deal with this challenge. Subdued, reddish lighting does not disturb the body before bedtime. Whereas in the morning, the lighting should be stronger and bluer, because now it's time to wake up, and you need to be able to do your hair and put on make-up so that you look as natural as possible when you go out in daylight.

**AT A SINGLE TOUCH**

Most Luna mirrors and mirror cabinets have touch control, so that by pressing once on the panel you can change the colour and brightness of the lighting according to the time of day and your needs.

You can combine mirrors, spotlights and pendant lights in a group, so they can be adjusted together at a single touch. Adjusting the mirror lighting will also adjust the colour and brightness of the spotlights and pendant lights. This unique wireless control is simple to set up and doesn't require a Wi-Fi connection – you just need to purchase one receiver unit to connect up to 5 pendants or 4 spots.

**LIGHTING AT NIGHT**

There is no need to wake up completely, just because you need the toilet at night. Luna vanity units can be fitted with a night-light function with a movement sensor, so an unobtrusive light turns on under the cabinet – just enough for you to find your way without waking up completely.



Vintage 80 cm - Bespoke colour (NCS S 0570-Y90R), integrated handle

Larghetto basin 494.- Article no. 538508003 / Vanity unit 1,557.- Article no. R08-A099 / Colour surcharge colour set-up fee 189.- Article no. BI2 / LED downlight to floor incl. motion sensor and lighting control 252.- Article no. ULLS80 / Support legs 33.- ea. Article no. 190311405 / Squirle mirror 824.- Article no. 96160 / Wireless lighting control 81.- Article no. TS

Accessories: Tall cabinet 1,264.- Article no. R14-A199 / LED downlight to floor incl. lighting control 252.- Article no. ULHSL40 / Support legs 33.- ea. Article no. 190311405

NEW



## MOOD WITH NOSTALGIA

# VINTAGE

With Vintage you get light and organic design that at its essence sets the stage for a personal and decorative interior style. Here you can mix romance, retro and rounded lines for a feminine, soft look.

The trend is towards more round, organic looks so this is why the Dansani Vintage soft front is introduced. With its soft, rounded edges your bathroom will be warm and welcoming. The integrated handle with its delicate opening completes the design and invites you to play creatively with colours and accessories.



**Vintage 60 cm -  
Bespoke colour (NCS S 8005-R80B),  
integrated handle**

Largetto basin 422.- Article no. 538506003 /  
Vanity unit 1,323.- Article no. R07-A099 /  
Colour surcharge colour set-up fee 189.- Article no. B12 /  
LED downlight to floor incl. motion sensor  
and lighting control 252.- Article no. ULLS60 /  
Support legs 33.- ea. Article no. 190311405 /  
Hoop mirror 773.- Article no. S936-099 /  
Wireless lighting control 81.- Article no. TS

Accessories: Reach shelf 119.- Article no. 325900000 /  
Lyra pendant light 103.- ea. Article no. 190304381 /  
Receiver 103.- Article no. 190304332

# YOUR CHOICE

Luna Vintage can also have a masculine feel like this setting where nostalgia has taken a different turn. We come with the inspiration and you are the one who adds the personality.



With the Largetto basin you get the maximum amount of bowl area which is really practical in the smaller bathroom.



NEW



New Hoop mirror with coloured frame matched to the furniture and also with lighting control emits a completely unique lighting effect.



**Vintage 80 cm - Grooved bespoke colour (NCS S 3030-Y70R)**

**Stadium basin** 299.- Article no. 101105003 / **Worktop** 775.- Article no. B22-12 / **Cut-out for countertop basin and tap hole** 0.- Article no. UDSK-CH / **Vanity unit** 1,907.- Article no. R05-4099 / **Colour surcharge colour set-up fee** 189.- Article no. BI2 / **LED downlight to floor incl. motion sensor and lighting control** 252.- Article no. ULLS80 / **Support legs** 33.- ea. Article no. 842210044 / **Daisy handle** 12.- ea. Article no. 189552044 / **Moon oval mirror** 824.- Article no. S826-031 / **Wireless lighting control** 81.- Article no. TS  
**Accessories:** **Wall cabinet** 680.- ea. Article no. R10-4199 / **Daisy handle** 12.- ea. Article no. 189552044 / **Lyra pendant light** 103.- ea. Article no. 190304382 / **Receiver** 103.- Article no. 190304332



**ROMANTIC & FUNCTIONAL**

# VINTAGE

The vertical original Vintage grooved front will combine with your favourite colour to create a unique look radiating nostalgia for better times.



»  
Nostalgic, floral and colourful composition makes every day in this bathroom feel like an adventure.



»  
Keep track of all of the different bottles and smaller items with the new, well-thought-out layout for the top drawer. Beautiful wooden boxes, a practical accessory holder in plexiglass and a flexible silicone compartment divider.



NEW





### Vintage 80 cm

Natural oak/Grooved bespoke colour (NCS S 3010-G10Y)

Stadium basin 299.- Article no. 101105003 / Worktop 775.- Article no. B22-12 /

Cut-out for countertop basin and tap hole 0.- Article no. UDSK-CH /

Vanity unit 1,765.- Article no. R05-4092 / Colour surcharge colour set-up fee 189.- Article no. B12 /

LED downlight to floor incl. motion sensor and lighting control 252.- Article no. ULLS80 /

Interior pack 94.- ea. Article no. SI12 / Support legs 33.- ea. Article no. 842210044 / Daisy handle 12.- ea. Article no. 189552044 /

Corona oval mirror 584.- Article no. 95950 / Wireless lighting control 81.- Article no. TS

Accessories: Wall cabinet 590.- ea. Article no. R10-4192 / Daisy handle 12.- ea. Article no. 189552044 / Open shelf 284.- Article no. V93-0099

Vintage 100 cm - Grooved bespoke colour (NCS S 6010-R10B)

- Circle basin 299.- Article no. 101205003 /
  - Worktop 956.- Article no. B23-12 /
  - Cut-out for countertop basin 0.- Article no. UDSK-C /
  - Vanity unit 1.446.- Article no. R03-4099 /
  - Colour surcharge colour set-up fee 189.- Article no. BI2 /
  - LED downlight to floor incl. motion sensor and lighting control 252.- Article no. ULLS100 /
  - Interior pack 153.- ea. Article no. SI16 /
  - Button handle 12.- Article no. 189553044 /
  - Moon mirror 893.- Article no. S829-031 /
  - Wireless lighting control 81.- Article no. TS
- Accessories: Wall cabinet 680.- Article no. R10-4299 /
- Wall cabinet 680.- Article no. R10-4199 /
  - Button handle 12.- ea. Article no. 189553044 /
  - Internal LED lighting 252.- ea. Article no. LI30-40 /
  - Lyra pendant light 103.- ea. Article no. 190304382 /
  - Receiver 103.- ea. Article no. 190304332

BOHEMIAN

# BEAUTY





Fitted on a Silestone® worktop, the attractive Circle porcelain basin is both smart and functional.



The mood is easily changed when you combine the mirror light with your pendant lights, so all lighting has the same brightness and colour. Just add a receiver and it's simple to combine all of your Dansani lighting. Read more about lighting on p. 65.



There is a complete overview with comfortable internal LED lighting in the wall cabinets and tall cabinets.



**Vintage 60 cm - Grooved white matt**

**Stadium basin** 299.- ea. Article no. 101105003 / **Worktop** 582.- ea. Article no. B21-12 / **Cut-out for countertop basin and tap hole** 0.- ea. Article no. UDSK-CH / **Vanity unit** 1.307.- ea. Article no. R04-4010 / **LED downlight to floor incl. motion sensor and lighting control** 252.- ea. Article no. ULLS60 / **Natura handle** 12.- ea. Article no. 189570058 / **Hoop oval mirror** 1.030.- ea. Article no. S935-099 / **Colour surcharge colour set-up fee** 189.- Article no. BI2 (NCS S 0601-Y) / **Wireless lighting control** 81.- ea. Article no. TS  
**Accessories:** **Tall cabinet** 1.130.- Article no. R12-4110 / **Internal LED lighting** 252.- ea. Article no. LI30-40 / **LED downlight to floor incl. lighting control** 252.- Article no. ULHLS40 / **Natura handle** 12.- Article no. 189570058



THE LITTLE EXTRA THAT MAKES  
**A DIFFERENCE**

With smart storage you can easily keep your bathroom neat and tidy.

Our wall cabinet is ideal for all of your small perfumes and care products – it gives you a great overview and you can add beautiful and practical wooden boxes for storing your very small items. Plus a wall cabinet doesn't take up much space - even in a small bathroom.

The base cabinet makes perfect use of the space under a sloping wall or window and gives you plenty of space for towels and larger bottles such as shampoo. Choose between version A for maximum storage or version B with a removable wooden drawer and a handy laundry basket.



10  
YEAR WARRANTY



## HOW TO AVOID CLUTTER

Plenty of practical storage means less clutter, especially when there are many of you using the space. Tall cabinets for the family towels, underwear and maybe even a practical laundry bag that can easily be pulled out when it's time to get a wash on.

For the tall cabinet we offer different interior layouts - a basic version A with 6 shelves. The 30cm version B has 2 removable wooden trays while the 40cm version B has 3 shelves on the door for easier access to your belongings. Version C has, in addition to the 3 shelves on the door, 2 wooden trays and a smart laundry bag. Choose the width and version that suits your bathroom and your needs.

### 30CM URBAN



VERSION A

30cm



VERSION B

30cm

### 60CM URBAN



VERSION A

60cm



**40CM**  
**URBAN, CLASSIC AND VINTAGE**



**VERSION A**

40cm



**VERSION B**

40cm



**VERSION C**

40cm

NEW



HOOP OVAL



MOON OVAL

NEW



SQUIRCLE



CORONA OVAL



LEVEL



REACH



SOFT



MOON



PANORAMA

BEAUTIFUL &  
**STYLISH**


Smile at yourself every day. With a beautiful mirror both you and your bathroom will look great. There are many choices from the popular round mirrors, to beautiful oval models and not least this year's new Squircle, which has soft rounded edges completely in line with current trends.

Real thought has been given to good lighting that is both quality task lighting (for when a beard needs to be trimmed or make-up is to be perfectly applied) and can be dimmed and adjusted to comfortable mood lighting (when the day is over and you are ready for bed). Don't forget that a mirror is not just a mirror. Dansani's mirrors are not only on-trend, functional and beautiful – they are also of very high quality and durability.






**STYLE**



**AMBI**



**LEVEL**



## PERFECTLY FRAMED


A mirror cabinet is so much more than a gorgeous mirror with storage. Check your hairstyle from behind using the mirror doors, get close up and personal with the magnifying mirror when perfecting your brows.

This is also where you can charge and store your electric toothbrush using the integrated socket and USB ports, and have a complete overview of your face creams and toiletries, etc. You can adjust the light exactly as required, so it beautifully illuminates your face, ensuring that your styling is the way you want it.



**IN-BUILT**





There is plenty of shelf space in Dansani mirror cabinets and you can adjust the shelves exactly as you want on both sides so that they are completely suited to the height of your bottles and toothbrush.



## A FULL OVERVIEW OF THE POSSIBILITIES

Here you get the full overview of our 3 design universes - Urban, Classic and Vintage and the associated front types, heights and, not least, which colours and décor you can choose. Please note that you can also choose an open unit for your Classic cabinets. Once you have selected the front type and height of the vanity unit it's time to choose the colour and handle and not least a nice basin.

Find inspiration and an overview on the following pages

FRONT	COLOURS
<b>URBAN</b>	
<b>PLAIN</b>	
<p>Also available with door(s)</p>	<p>White matt    Grey matt    Warm oak    Natural oak Brown oak    Black oak    Bespoke matt colour</p>
<b>INTEGRATED HANDLE</b>	
	<p>White matt    Bespoke matt colour</p>
<b>BLACK FRAME</b>	
	<p>White matt    Grey matt    Warm oak    Natural oak Brown oak    Black oak    Bespoke matt colour</p>
<b>FLUTED</b>	
	<p>White matt    Bespoke matt colour</p>

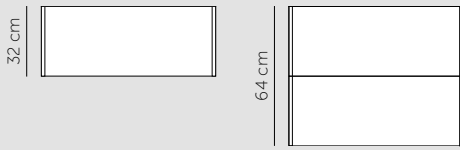
## FRONT

## COLOURS

## CLASSIC

## PLAIN

Matching open units available



White matt



Natural oak

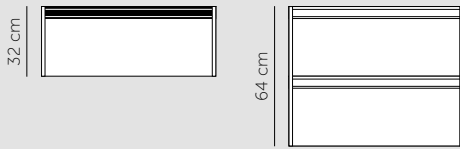


Brown oak

Bespoke  
matt colour

## INTEGRATED HANDLE

Matching open units available



White matt



Natural oak

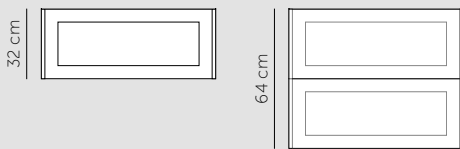


Brown oak

Bespoke  
matt colour

## FRAMED

Matching open units available

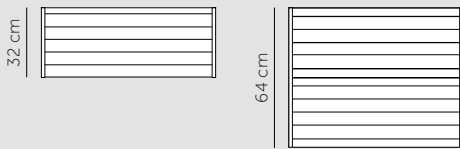


White matt

Natural oak/  
White mattBrown oak/  
White mattWhite matt/  
Bespoke matt colourNatural oak/  
Bespoke matt colourBrown oak/  
Bespoke matt colourBespoke  
matt colour

## GROOVED

Matching open units available



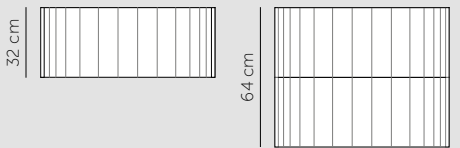
Light oak



Oak noir

## VINTAGE


## GROOVED



White matt

Natural oak/  
White mattBrown oak/  
White mattWhite matt/  
Bespoke matt colourNatural oak/  
Bespoke matt colourBrown oak/  
Bespoke matt colourBespoke  
matt colour

## INTEGRATED HANDLE



White matt



Bespoke matt colour

FIND YOUR

# INSPIRATION

Our designers have selected some colours that are in keeping with today's most current interior design trends.



You can choose whatever matt colour (sheen 30) you like from two different colour systems, NCS S (standard colours only) or RAL Classic. You just have to pay a colour set-up fee, payable only once for each colour, no matter how many products you order.

Please note that a colour code can look different depending on brand, materials, finish and light.


For this reason, we recommend that you choose a colour in cooperation with your retailer.

NCS – Natural Colour System® property of and used on licence from NCS Colour AB, Stockholm 2019. The colours might not exactly match original NCS colour samples.



## SET THE STYLE WITH HANDLES

Emphasise your style with a beautiful handle that matches your choice of brassware and mirror. If you want it to be timeless, elegant or classic - here you are free to choose. What about, for example, the on-trend new Wing model in bronze colour or one of the new Natura knob style handles in light or dark wood?



### A TIP ABOUT SUSTAINABILITY

At Dansani we are always looking to new materials that are better for the environment. The black Button handle is produced using OceanIX Plastic, which is recycled plastic from, for example, old fishing nets.

FULL-LENGTH OR COUNTERTOP

# CHOOSE YOUR BASIN

Modern basins appeal to all the senses and with us you get both fully cast and freestanding models. Our basins are available in different sizes and depth projections to suit both large and smaller bathrooms. Choose between models in solid surface, real sanitary porcelain, Silestone® or Dekton®.



## LARGHETTO

Genuine sanitary porcelain, white gloss  
Available in 3 depth projections



## KANTATE

Genuine sanitary porcelain, white gloss



## AZYM

Genuine sanitary porcelain, white gloss  
Choose right- or left-handed



## MINORE

Solid surface, white matt  
Available in 2 depth projections  
and made to measure



## ANGULAR

Silestone® or Dekton®, 7 finishes  
Also available as made to measure



## CIRCLE

Genuine sanitary porcelain, white gloss



## STADIUM

Genuine sanitary porcelain, white gloss



## CUBE

Genuine sanitary porcelain, white gloss

## MATERIALS & SURFACES

### SANITARY PORCELAIN - BASIN

Sanitary porcelain is a strong, ceramic material with a soft and rounded design on all edges in both the basin and the worktop. Surface is hard, smooth and glossy and the rounded edges make it very easy to clean. Sanitary porcelain basins require only minimal maintenance – even after many years of use. Abrasive cleaning agents should not be used on the basins.

### SOLID SURFACE - BASIN

The strong solid surface material has a matt and silky surface that is pleasant to the touch. The ultra-thin design provides a minimalist and stylish look that forms a perfect complement to your vanity unit. The solid surface basin is easy to maintain with ordinary cleaning products for the bathroom, however, it does not tolerate abrasive cleaning agents. Minor damage can be repaired.

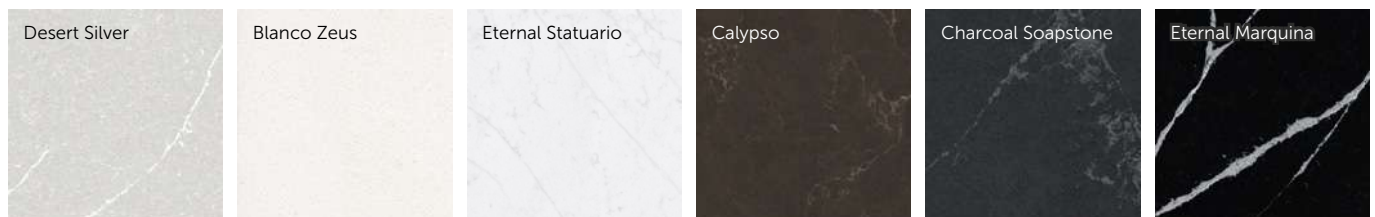
### DEKTON® TRILIUM - BASIN + WORKTOP

Dekton® is incredibly strong and the Trilium finish is a CO2-neutral choice that is produced with electricity from 100% renewable energy sources and contains up to 80% recycled material. Dekton® is resistant to heat and shock, it is scratch-resistant and incredibly easy to clean. You can use all usual bathroom cleaners.




### SILESTONE® - BASIN + WORKTOP

Silestone® is a material made from quartz with at least 20 % recycled material. It is as beautiful as natural stone, but has a tough and resistant surface. At the same time, the latest techniques are used to manufacture it, with maximum consideration for the environment, so it is also a sustainable choice.



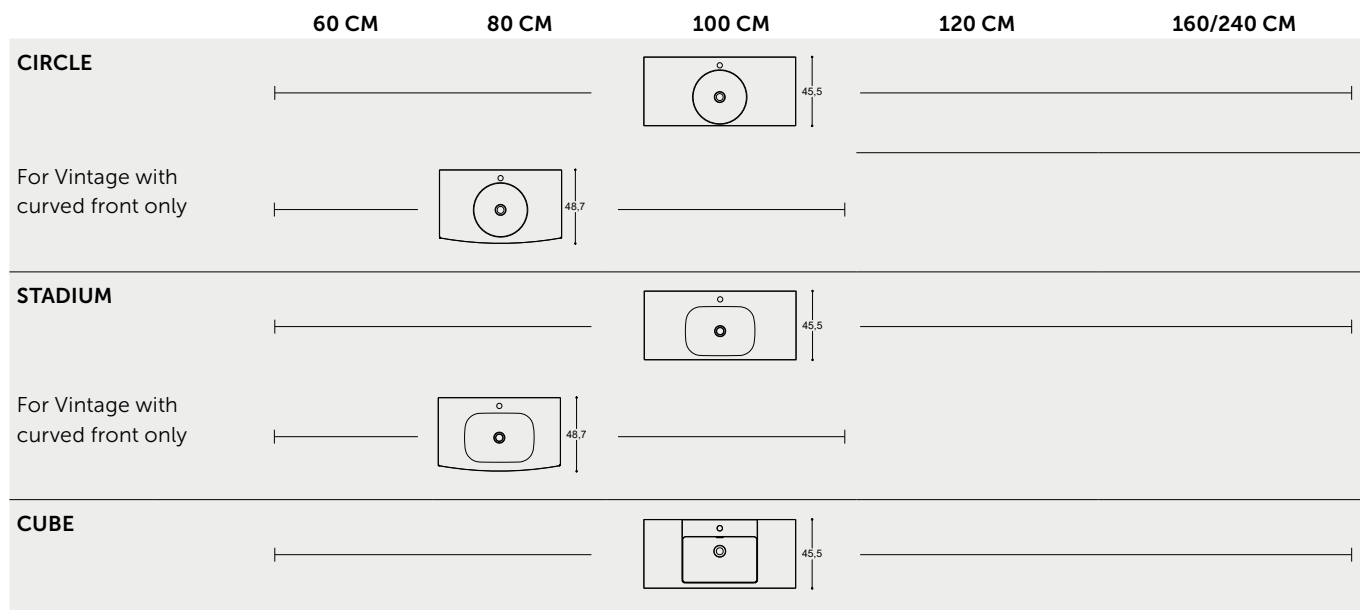
### LAMINATE - WORKTOP

For countertop basins you might wish to create a beautiful, uniform look by choosing a wooden worktop in the same decor as your furniture, meaning one of the six laminate decors. The laminate worktop is 25mm and of course matches the quality of our furniture.

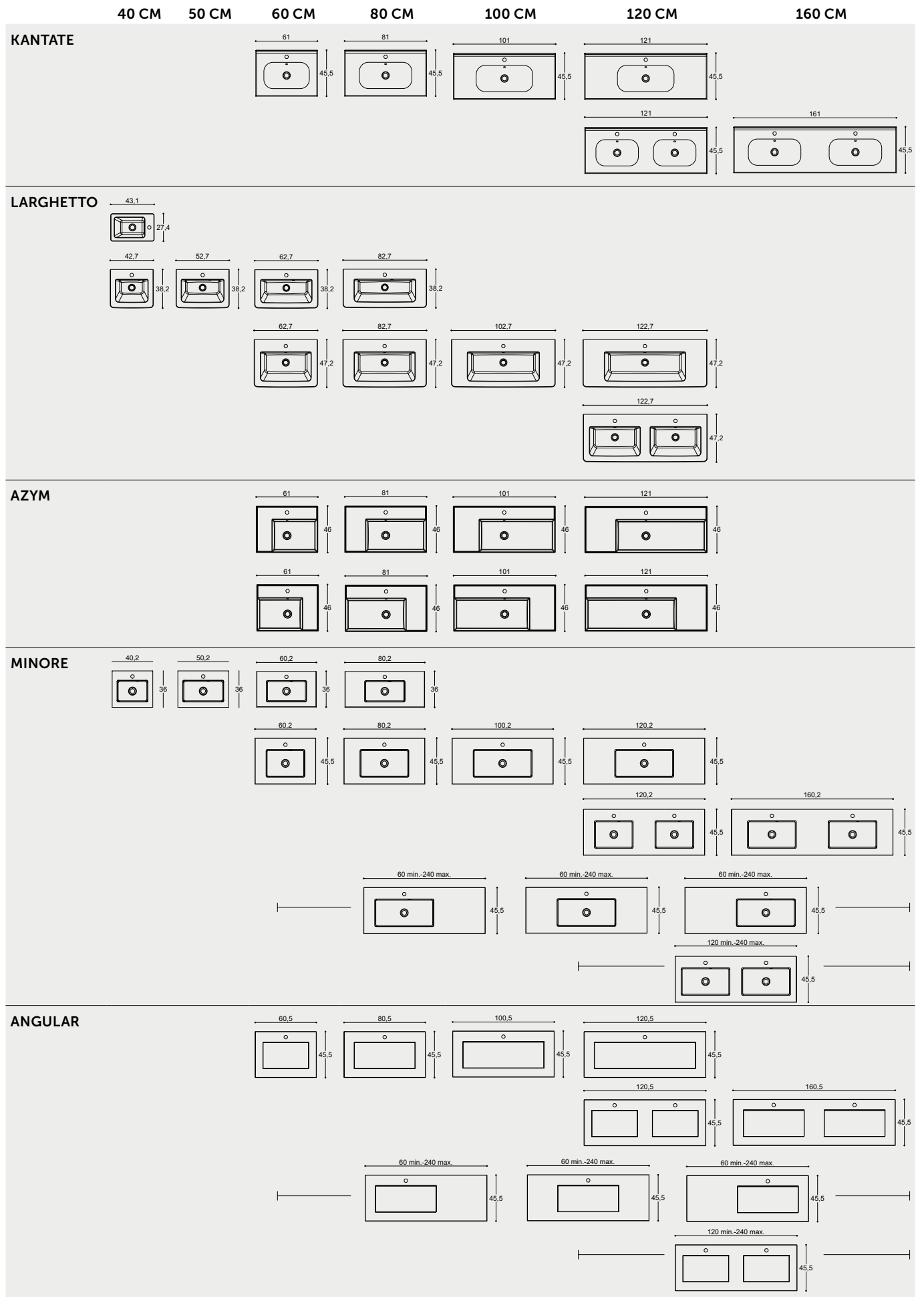


# OVERVIEW OF BASINS

## COUNTERTOP BASINS FOR WORKTOPS - FOR URBAN, CLASSIC AND VINTAGE WITH CURVED FRONT



**BASINS - FOR URBAN, CLASSIC AND VINTAGE WITH INTEGRATED HANDLE**



# LUNA & THE ENVIRONMENT



## MATERIALS FOR CABINETS AND WORKTOPS


The carcass of the cabinet as well as the straight and plain fronts, are melamine-covered particle board. The board consists of 2/3 recycled wood. The particle board that is not recycled for the production of new boards is incinerated and generates energy for production, so nothing goes to waste.

All new wood in our Luna furniture is from sustainable forestry. We now have 93% of all wood material in our furniture certified with full traceability. Obviously, our goal is 100%.

Dansani A/S is now PEFC Chain of Custody certified - PEFC/09-31-216. By sourcing PEFC-certified wood, we support the sustainable management of forests globally.

We have a plan to offer all our ranges as PEFC-certified, and already now a number of our bathroom furniture is available as PEFC-certified.

Read more specifically about the different fronts under product information.





**BASINS AND WORKTOP MATERIALS**

In terms of the beautiful Silestone® basins and worktops, 20% of the material is recycled, and for the Dekton® Trilium basin and worktop, up to 80% of the raw material is recycled material. 99% of the water used for production of Silestone® and Dekton® is reused, while the electricity comes from 100% renewable energy sources.

Porcelain basins are durable and are long-lasting and can be crushed for use as road fill or other purposes without the risk of discharging hazardous substances - they can also be recycled to make new basins if a return programme exists.

**LIGHTING AND MIRRORS**  
All light sources are energy-efficient LED lighting with a life expectancy of 20 years with 4 hours of daily use. And when the light has served its purpose, it is easy to dismantle and dispose of in an environmentally friendly and safe way.  
  
All mirrors are of high quality and therefore have a long life.



We're constantly introducing new initiatives - stay tuned here.


**CUSTOMISED &**  
**FLAWLESS**

Make the choice to match your own taste and style.  
We now offer the smooth glass Form basin, in made to  
measure sizes, for our Luna range of bathroom furniture.



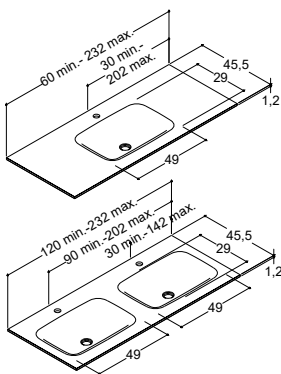
**DANSANI FORM BASIN**





## MADE TO MEASURE BASINS FOR LUNA FURNITURE - DEPTH 45,5 CM

### FORM



Glass	60-79 CM		80-99 CM		100-119 CM	
	Art. no.	Price £	Art. no.	Price £	Art. no.	Price £
White matt, single	338706403	1,282.-	338708403	1,465.-	338710403	1,646.-
Light grey matt, single	338706402	1,282.-	338708402	1,465.-	338710402	1,646.-
Dark grey matt, single	338706407	1,282.-	338708407	1,465.-	338710407	1,646.-
White matt, double	-	-	-	-	-	-
Light grey matt, double	-	-	-	-	-	-
Dark grey matt, double	-	-	-	-	-	-
	Tolerance -0/+6 mm		Tolerance -0/+6 mm		Tolerance -0/+6 mm	

Glass	120-139 CM		140-159 CM		160-179 CM		180-199 CM		200-219 CM		220-232/240 CM	
	Art. no.	Price £	Art. no.	Price £	Art. no.	Price £	Art. no.	Price £	Art. no.	Price £	Art. no.	Price £
Single	338712403	1,828.-	338714403	2,012.-	338716403	2,194.-	338718403	2,377.-	338720403	2,561.-	338722403	2,743.-
Single	338712402	1,828.-	338714402	2,012.-	338716402	2,194.-	338718402	2,377.-	338720402	2,561.-	338722402	2,743.-
Single	338712407	1,828.-	338714407	2,012.-	338716407	2,194.-	338718407	2,377.-	338720407	2,561.-	338722407	2,743.-
Double	338712503	2,468.-	338714503	2,654.-	338716503	2,835.-	338718503	3,017.-	338720503	3,200.-	338722503	3,382.-
Double	338712502	2,468.-	338714502	2,654.-	338716502	2,835.-	338718502	3,017.-	338720502	3,200.-	338722502	3,382.-
Double	338712507	2,468.-	338714507	2,654.-	338716507	2,835.-	338718507	3,017.-	338720507	3,200.-	338722507	3,382.-
	Tolerance -0/+6 mm		Tolerance -0/+6 mm		Tolerance -0/+6 mm		Tolerance -0/+6 mm		Tolerance -0/+6 mm		Tolerance -0/+6 mm	

Please complete the online order form at [dansani.co.uk/made-to-measure-order-forms](https://dansani.co.uk/made-to-measure-order-forms)



# LUNA

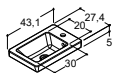
**100** PRICE LIST

**154** PRODUCT INFORMATION

# URBAN LUNA

## BASINS FOR URBAN VANITY UNITS - DEPTH 26CM

### MICRO LARGHETTO



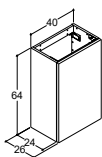
#### Sanitary porcelain

- White gloss
- With tap hole
- With overflow

40CM	
Article no.	Price £
538304003	248.-
<i>Tolerance -5/+4mm</i>	

## URBAN VANITY UNITS - DEPTH 26CM

### 64CM VANITY UNITS WITH 1 DOOR



#### Plain front

- White matt
- Grey matt
- Warm oak
- Natural oak
- Brown oak
- Black oak
- Bespoke colour\*

\*Start-up fee per bespoke colour.  
One-off surcharge per bespoke colour regardless number of products

40CM			
LEFT HAND HINGED		RIGHT HAND HINGED	
Article no.	Price £	Article no.	Price £
U01-1210	323.-	U01-1110	323.-
U01-1203	323.-	U01-1103	323.-
U01-1255	323.-	U01-1155	323.-
U01-1249	323.-	U01-1149	323.-
U01-1252	323.-	U01-1152	323.-
U01-1250	323.-	U01-1150	323.-
U01-1299	460.-	U01-1199	460.-
BI2	189.-	BI2	189.-

### ACCESSORIES - FITTED/PACKED

#### LED lighting (IP44)

- downlight to floor + motion sensor



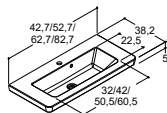
Article no.	Price £	Article no.	Price £
UL40	252.-	UL40	252.-
<i>Light source: LED 4,2W, 3150K, 530lm</i>		<i>Light source: LED 4,2W, 3150K, 530lm</i>	
ULLS40	252.-	ULLS40	252.-
<i>Light source: LED 2,5W, 2100-6500K, 315lm</i>		<i>Light source: LED 2,5W, 2100-6500K, 315lm</i>	

- downlight to floor + motion sensor + wireless lighting control. NB! Requires a constant electrical feed to the vanity downlight as well as a mirror solution with wireless lighting control and an external switch or a remote control for wireless lighting control



## BASINS FOR URBAN VANITY UNITS - DEPTH 35CM

### MINI LARGHETTO

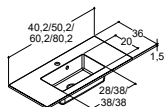


#### Sanitary porcelain

- White gloss
- With tap hole
- With overflow

40CM		50CM		60CM		80CM	
Article no.	Price £	Article no.	Price £	Article no.	Price £	Article no.	Price £
538404003	337.-	538405003	373.-	538406003	390.-	538408003	464.-
<i>Tolerance -5/+6mm</i>		<i>Tolerance -5/+6mm</i>		<i>Tolerance -5/+6mm</i>		<i>Tolerance -5/+8mm</i>	

### MINI MINORE



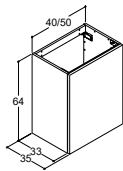
#### Solid surface

- White matt
- With tap hole
- Without tap hole
- With overflow

Article no.	Price £	Article no.	Price £	Article no.	Price £	Article no.	Price £
337204203	352.-	337205203	387.-	337206203	422.-	337208203	494.-
337204103	352.-	337205103	387.-	337206103	422.-	337208103	494.-
<i>Tolerance -3/+3mm</i>		<i>Tolerance -3/+3mm</i>		<i>Tolerance -3/+3mm</i>		<i>Tolerance -3/+3mm</i>	

## URBAN VANITY UNITS - DEPTH 35CM

### 64CM VANITY UNITS WITH 1 DOOR



#### Plain front

White matt
Grey matt
Warm oak
Natural oak
Brown oak
Black oak
Bespoke colour*

\*Start-up fee per bespoke colour. One-off surcharge per bespoke colour regardless number of products

### ACCESSORIES - FITTED/PACKED

#### LED lighting (IP44)

- downlight to floor + motion sensor



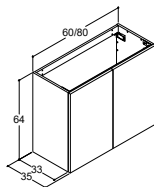
- downlight to floor + motion sensor + wireless lighting control. NB! Requires a constant electrical feed to the vanity downlight as well as a mirror solution with wireless lighting control and an external switch or a remote control for wireless lighting control



40CM				50CM			
LEFT HAND HINGED		RIGHT HAND HINGED		LEFT HAND HINGED		RIGHT HAND HINGED	
Article no.	Price £	Article no.	Price £	Article no.	Price £	Article no.	Price £
U02-1210	363.-	U02-1110	363.-	U03-1210	402.-	U03-1110	402.-
U02-1203	363.-	U02-1103	363.-	U03-1203	402.-	U03-1103	402.-
U02-1255	363.-	U02-1155	363.-	U03-1255	402.-	U03-1155	402.-
U02-1249	363.-	U02-1149	363.-	U03-1249	402.-	U03-1149	402.-
U02-1252	363.-	U02-1152	363.-	U03-1252	402.-	U03-1152	402.-
U02-1250	363.-	U02-1150	363.-	U03-1250	402.-	U03-1150	402.-
U02-1299	545.-	U02-1199	545.-	U03-1299	599.-	U03-1199	599.-
BI2	189.-	BI2	189.-	BI2	189.-	BI2	189.-

Article no.	Price £	Article no.	Price £	Article no.	Price £	Article no.	Price £
UL40 <i>Light source: LED 4,2W, 3150K, 530lm</i>	252.-	UL40 <i>Light source: LED 4,2W, 3150K, 530lm</i>	252.-	UL50 <i>Light source: LED 4,2W, 3150K, 530lm</i>	252.-	UL50 <i>Light source: LED 4,2W, 3150K, 530lm</i>	252.-
ULLS40 <i>Light source: LED 2,5W, 2100-6500K, 315lm</i>	252.-	ULLS40 <i>Light source: LED 2,5W, 2100-6500K, 315lm</i>	252.-	ULLS50 <i>Light source: LED 2,5W, 2100-6500K, 315lm</i>	252.-	ULLS50 <i>Light source: LED 2,5W, 2100-6500K, 315lm</i>	252.-

### 64CM VANITY UNITS WITH 2 DOORS



#### Plain front

White matt
Grey matt
Warm oak
Natural oak
Brown oak
Black oak
Bespoke colour*

\*Start-up fee per bespoke colour. One-off surcharge per bespoke colour regardless number of products

### ACCESSORIES - FITTED/PACKED

#### LED lighting (IP44)

- downlight to floor + motion sensor



- downlight to floor + motion sensor + wireless lighting control. NB! Requires a constant electrical feed to the vanity downlight as well as a mirror solution with wireless lighting control and an external switch or a remote control for wireless lighting control

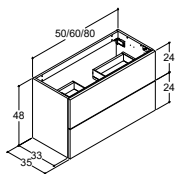


60CM		80CM	
Article no.	Price £	Article no.	Price £
U04-1010	470.-	U05-1010	536.-
U04-1003	470.-	U05-1003	536.-
U04-1055	470.-	U05-1055	536.-
U04-1049	470.-	U05-1049	536.-
U04-1052	470.-	U05-1052	536.-
U04-1050	470.-	U05-1050	536.-
U04-1099	735.-	U05-1099	835.-
BI2	189.-	BI2	189.-

Article no.	Price £	Article no.	Price £
UL60 <i>Light source: LED 5,1W, 3150K, 680lm</i>	252.-	UL80 <i>Light source: LED 6,3W, 3150K, 781lm</i>	252.-
ULLS60 <i>Light source: LED 5W, 2100-6500K, 603lm</i>	252.-	ULLS80 <i>Light source: LED 5W, 2100-6500K, 593lm</i>	252.-

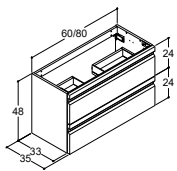
## URBAN VANITY UNITS - DEPTH 35CM

### 48CM VANITY UNITS WITH 2-DRAWERS (CUT-OUT IN TOP DRAWER)



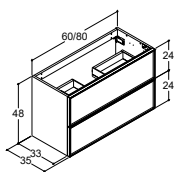
#### Plain front

White matt
Grey matt
Warm oak
Natural oak
Brown oak
Black oak
Bespoke colour*



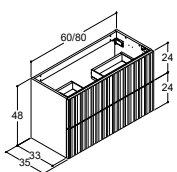
#### Integrated handle, rubber lacquer

White matt
Bespoke colour*



#### Black frame

White matt
Grey matt
Warm oak
Natural oak
Brown oak
Black oak
Bespoke colour*



#### Fluted front

White matt
Bespoke colour*

\*Start-up fee per bespoke colour.  
One-off surcharge per bespoke colour regardless number of products

50CM		60CM		80CM	
Article no.	Price £	Article no.	Price £	Article no.	Price £
U06-1010	776.-	U07-1010	829.-	U08-1010	936.-
U06-1003	776.-	U07-1003	829.-	U08-1003	936.-
U06-1055	776.-	U07-1055	829.-	U08-1055	936.-
U06-1049	776.-	U07-1049	829.-	U08-1049	936.-
U06-1052	776.-	U07-1052	829.-	U08-1052	936.-
U06-1050	776.-	U07-1050	829.-	U08-1050	936.-
U06-1099	1,118.-	U07-1099	1,224.-	U08-1099	1,431.-
-	-	U07-2071	1,350.-	U08-2071	1,520.-
-	-	U07-2099	1,609.-	U08-2099	1,807.-
-	-	U07-8010	1,350.-	U08-8010	1,520.-
-	-	U07-8003	1,350.-	U08-8003	1,520.-
-	-	U07-8055	1,350.-	U08-8055	1,520.-
-	-	U07-8049	1,350.-	U08-8049	1,520.-
-	-	U07-8052	1,350.-	U08-8052	1,520.-
-	-	U07-8050	1,350.-	U08-8050	1,520.-
-	-	U07-8099	1,609.-	U08-8099	1,807.-
-	-	U07-9010	1,012.-	U08-9010	1,218.-
-	-	U07-9099	1,310.-	U08-9099	1,538.-
BI2	189.-	BI2	189.-	BI2	189.-

### ACCESSORIES - FITTED/PACKED

#### LED lighting (IP44)

- in 2 drawers + socket in bottom drawer (1x230V)



- downlight to floor + motion sensor



- downlight to floor + motion sensor + wireless lighting control. NB! Requires a constant electrical feed to the vanity downlight as well as a mirror solution with wireless lighting control and an external switch or a remote control for wireless lighting control



**Push open** (not for fronts with integrated handle)

Article no.	Price £	Article no.	Price £	Article no.	Price £
LS250-GB	292.-	LS260-GB	308.-	LS280-GB	330.-
<i>Light source: LED 2x1,5W, 3150K, 2x133lm</i>		<i>Light source: LED 2x1,9W, 3150K, 2x175lm</i>		<i>Light source: LED 2x2,5W, 3150K, 2x252lm</i>	
UL50	252.-	UL60	252.-	UL80	252.-
<i>Light source: LED 5,1W, 3150K, 680lm</i>		<i>Light source: LED 6,3W, 3150K, 781lm</i>		<i>Light source: LED 5,1W, 3150K, 680lm</i>	
ULLS50	252.-	ULLS60	252.-	ULLS80	252.-
<i>Light source: LED 5W, 2100-6500K, 603lm</i>		<i>Light source: LED 5W, 2100-6500K, 593lm</i>		<i>Light source: LED 5W, 2100-6500K, 603lm</i>	
PO2SK	164.-	PO2SK	164.-	PO2SK	164.-

### ACCESSORIES

#### Interior pack for top drawer

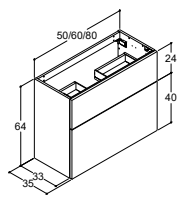
Consists of storage tray, flexible divider and drawer insert  
- Matched to the size of the drawer

Designed for a fitted look

Article no.	Price £	Article no.	Price £	Article no.	Price £
SI11	94.-	SI12	94.-	SI12	94.-
Order 1 pack		Order 1 pack		Order 2 packs	

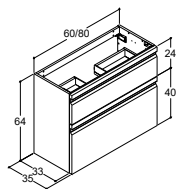
## URBAN VANITY UNITS - DEPTH 35CM

### 64CM VANITY UNITS WITH 2-DRAWERS (CUT-OUT IN TOP DRAWER)



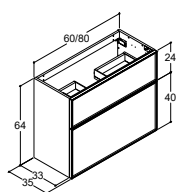
#### Plain front

White matt
Grey matt
Warm oak
Natural oak
Brown oak
Black oak
Bespoke colour*



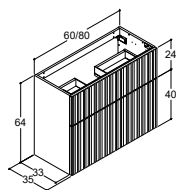
#### Integrated handle, rubber lacquer

White matt
Bespoke colour*



#### Black frame

White matt
Grey matt
Warm oak
Natural oak
Brown oak
Black oak
Bespoke colour*



#### Fluted front

White matt
Bespoke colour*

\*Start-up fee per bespoke colour.  
One-off surcharge per bespoke colour regardless number of products

### ACCESSORIES - FITTED/PACKED

#### LED lighting (IP44)

- in 2 drawers + socket in bottom drawer (1x230V)



- downlight to floor + motion sensor



- downlight to floor + motion sensor + wireless lighting control. NB! Requires a constant electrical feed to the vanity downlight as well as a mirror solution with wireless lighting control and an external switch or a remote control for wireless lighting control



**Push open** (not for fronts with integrated handle)

### ACCESSORIES

#### Interior pack for top drawer

Consists of storage tray, flexible divider and drawer insert  
- Matched to the size of the drawer

Designed for a fitted look

50CM		60CM		80CM	
Article no.	Price £	Article no.	Price £	Article no.	Price £
U09-1010	776.-	U10-1010	829.-	U11-1010	936.-
U09-1003	776.-	U10-1003	829.-	U11-1003	936.-
U09-1055	776.-	U10-1055	829.-	U11-1055	936.-
U09-1049	776.-	U10-1049	829.-	U11-1049	936.-
U09-1052	776.-	U10-1052	829.-	U11-1052	936.-
U09-1050	776.-	U10-1050	829.-	U11-1050	936.-
U09-1099	1,118.-	U10-1099	1,224.-	U11-1099	1,431.-
-	-	U10-2071	1,350.-	U11-2071	1,520.-
-	-	U10-2099	1,609.-	U11-2099	1,807.-
-	-	U10-8010	1,350.-	U11-8010	1,520.-
-	-	U10-8003	1,350.-	U11-8003	1,520.-
-	-	U10-8055	1,350.-	U11-8055	1,520.-
-	-	U10-8049	1,350.-	U11-8049	1,520.-
-	-	U10-8052	1,350.-	U11-8052	1,520.-
-	-	U10-8050	1,350.-	U11-8050	1,520.-
-	-	U10-8099	1,609.-	U11-8099	1,807.-
-	-	U10-9010	1,012.-	U11-9010	1,218.-
-	-	U10-9099	1,310.-	U11-9099	1,538.-
BI2	189.-	BI2	189.-	BI2	189.-

Article no.	Price £	Article no.	Price £	Article no.	Price £
LS250-GB	292.-	LS260-GB	308.-	LS280-GB	330.-
<i>Light source: LED 2x1,5W, 3150K, 2x133lm</i>					
UL50	252.-	UL60	252.-	UL80	252.-
<i>Light source: LED 5,1W, 3150K, 680lm</i>					
ULLS50	252.-	ULLS60	252.-	ULLS80	252.-
<i>Light source: LED 5W, 2100-6500K, 603lm</i>					
PO2SK	164.-	PO2SK	164.-	PO2SK	164.-

Article no.	Price £	Article no.	Price £	Article no.	Price £
SI11	94.-	SI12	94.-	SI12	94.-
Order 1 pack					
Order 1 pack					
Order 2 packs					

## BASINS FOR URBAN VANITY UNITS - DEPTH 44CM

		60CM		80CM		100CM		120CM	
<b>KANTATE</b>									
	<b>Sanitary porcelain</b>	<b>Article no.</b>	<b>Price £</b>	<b>Article no.</b>	<b>Price £</b>	<b>Article no.</b>	<b>Price £</b>	<b>Article no.</b>	<b>Price £</b>
	White gloss								
	With tap hole	531906003	422.-	531908003	494.-	531910003	781.-	531912003	848.-
	Without tap hole	531906103	422.-	531908103	494.-	531910103	781.-	531912103	848.-
	With overflow	<i>Tolerance -5/+6mm</i>		<i>Tolerance -5/+8mm</i>		<i>Tolerance -5/+10mm</i>		<i>Tolerance -5/+12mm</i>	
<b>LARGHETTO</b>									
	<b>Sanitary porcelain</b>	<b>Article no.</b>	<b>Price £</b>	<b>Article no.</b>	<b>Price £</b>	<b>Article no.</b>	<b>Price £</b>	<b>Article no.</b>	<b>Price £</b>
	White gloss								
	With tap hole	538506003	422.-	538508003	494.-	538510003	781.-	538512003	848.-
	With overflow	<i>Tolerance -5/+6mm</i>		<i>Tolerance -5/+8mm</i>		<i>Tolerance -5/+10mm</i>		<i>Tolerance -5/+12mm</i>	
<b>AZYM, LEFT-HANDED BASIN</b>									
	<b>Sanitary porcelain</b>	<b>Article no.</b>	<b>Price £</b>	<b>Article no.</b>	<b>Price £</b>	<b>Article no.</b>	<b>Price £</b>	<b>Article no.</b>	<b>Price £</b>
	White gloss								
	With tap hole	101606303	422.-	101608303	494.-	101610303	708.-	101612303	1,046.-
	With overflow	<i>Tolerance -5/+6mm</i>		<i>Tolerance -5/+8mm</i>		<i>Tolerance -5/+10mm</i>		<i>Tolerance -5/+12mm</i>	
<b>AZYM, RIGHT-HANDED BASIN</b>									
	<b>Sanitary porcelain</b>	<b>Article no.</b>	<b>Price £</b>	<b>Article no.</b>	<b>Price £</b>	<b>Article no.</b>	<b>Price £</b>	<b>Article no.</b>	<b>Price £</b>
	White gloss								
	With tap hole	101606203	422.-	101608203	494.-	101610203	708.-	101612203	1,046.-
	With overflow	<i>Tolerance -5/+6mm</i>		<i>Tolerance -5/+8mm</i>		<i>Tolerance -5/+10mm</i>		<i>Tolerance -5/+12mm</i>	
<b>MINORE</b>									
	<b>Solid surface</b>	<b>Article no.</b>	<b>Price £</b>	<b>Article no.</b>	<b>Price £</b>	<b>Article no.</b>	<b>Price £</b>	<b>Article no.</b>	<b>Price £</b>
	White matt								
	With tap hole	337106003	686.-	337108003	821.-	337110003	938.-	337112003	1,053.-
	Without tap hole	337106103	686.-	337108103	821.-	337110103	938.-	337112103	1,053.-
	With overflow	<i>Tolerance -3/+3mm</i>		<i>Tolerance -3/+3mm</i>		<i>Tolerance -3/+3mm</i>		<i>Tolerance -3/+3mm</i>	
<b>ANGULAR</b>									
	<b>Silestone®</b>	<b>Article no.</b>	<b>Price £</b>	<b>Article no.</b>	<b>Price £</b>	<b>Article no.</b>	<b>Price £</b>	<b>Article no.</b>	<b>Price £</b>
	Blanco Zeus	338806111	1,626.-	338808111	1,716.-	338810111	1,758.-	338812111	1,826.-
	Eternal Statuario	338806112	1,626.-	338808112	1,716.-	338810112	1,758.-	338812112	1,826.-
	Desert Silver	338806113	1,626.-	338808113	1,716.-	338810113	1,758.-	338812113	1,826.-
	Calypso	338806114	1,626.-	338808114	1,716.-	338810114	1,758.-	338812114	1,826.-
	Charcoal Soapstone	338806115	1,626.-	338808115	1,716.-	338810115	1,758.-	338812115	1,826.-
	Eternal Marquina	338806116	1,626.-	338808116	1,716.-	338810116	1,758.-	338812116	1,826.-
	<b>Dekton®</b>								
	Trilium	338806117	1,626.-	338808117	1,716.-	338810117	1,758.-	338812117	1,826.-
		<i>Tolerance -1/+1mm</i>		<i>Tolerance -1/+1mm</i>		<i>Tolerance -1/+1mm</i>		<i>Tolerance -1/+1mm</i>	

Angular:

Non-stock items - lead time 7 weeks

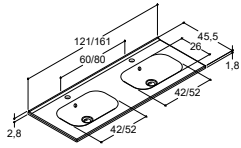
With tap hole and without overflow. NB! See product information.

For basins without tap hole - see the section on made to measure basins.



## DOUBLE BASINS FOR URBAN VANITY UNITS - DEPTH 44CM

### KANTATE



#### Sanitary porcelain

- White gloss
- With tap hole
- Without tap hole
- With overflow

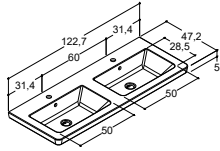
#### 120CM

Article no.	Price £
531922003	1,017.-
531922103	1,017.-
<i>Tolerance -5/+12mm</i>	

#### 160CM

Article no.	Price £
531926003	1,372.-
531926103	1,372.-
<i>Tolerance -5/+16mm</i>	

### LARGHETTO



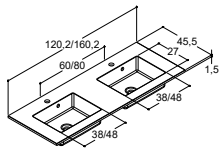
#### Sanitary porcelain

- White gloss
- With tap hole
- With overflow

Article no.	Price £
538512203	1,017.-
<i>Tolerance: -5/+12mm</i>	

Article no.	Price £
-	-

### MINORE



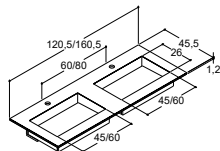
#### Solid surface

- White matt
- With tap hole
- Without tap hole
- With overflow

Article no.	Price £
337112203	1,240.-
337112303	1,240.-
<i>Tolerance -3/+3mm</i>	

Article no.	Price £
337116203	1,487.-
337116303	1,487.-
<i>Tolerance -3/+3mm</i>	

### ANGULAR



#### Silestone®

- Blanco Zeus
- Eternal Statuario
- Desert Silver
- Calypso
- Charcoal Soapstone
- Eternal Marquina

Article no.	Price £
338812211	2,758.-
338812212	2,758.-
338812213	2,758.-
338812214	2,758.-
338812215	2,758.-
338812216	2,758.-

Article no.	Price £
338816211	2,907.-
338816212	2,907.-
338816213	2,907.-
338816214	2,907.-
338816215	2,907.-
338816216	2,907.-

#### Dekton®

- Trilium

Article no.	Price £
338812217	2,758.-

Article no.	Price £
338816217	2,907.-

Angular:

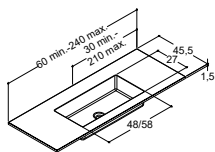
Non-stock items - lead time 7 weeks

With tap hole and without overflow. NB! See product information.

For basins without tap hole - see the section on made to measure basins.

**MADE TO MEASURE BASINS FOR URBAN VANITY UNITS - DEPTH 44CM**

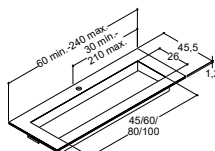
**MINORE**



	60-79CM		80-99CM		100-119CM		120-139CM		140-159CM	
<b>Solid surface</b>	<b>Article no.</b>	<b>Price £</b>	<b>Article no.</b>	<b>Price £</b>	<b>Article no.</b>	<b>Price £</b>	<b>Article no.</b>	<b>Price £</b>	<b>Article no.</b>	<b>Price £</b>
White matt	337806403	1,024.-	337808403	1,171.-	337810403	1,318.-	337812403	1,464.-	337814403	1,611.-
	Tolerance -3/+3mm		Tolerance -3/+3mm		Tolerance -3/+3mm		Tolerance -3/+3mm		Tolerance -3/+3mm	
	160-179CM		180-199CM		200-219CM		220-240CM			
<b>Solid surface</b>	<b>Article no.</b>	<b>Price £</b>	<b>Article no.</b>	<b>Price £</b>	<b>Article no.</b>	<b>Price £</b>	<b>Article no.</b>	<b>Price £</b>		
White matt	337816403	1,754.-	337818403	1,901.-	337820403	2,047.-	337822403	2,193.-		
	Tolerance -3/+3mm		Tolerance -3/+3mm		Tolerance -3/+3mm		Tolerance -3/+3mm			

Non-stock items - lead time 7 weeks  
 NB! Bowl available in 2 widths. Larger bowl only available on 80cm and above.  
 Can be ordered with or without tap hole and with or without overflow.  
 Can be installed with concealed overflow kit or a waste with automatic opening.  
 Infill panels can be purchased if required.  
 Please complete online order form at [dansani.co.uk/made-to-measure-order-forms](https://dansani.co.uk/made-to-measure-order-forms)

**ANGULAR**

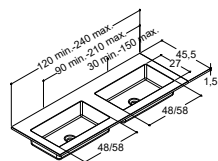


	60-79CM		80-99CM		100-119CM		120-139CM		140-159CM	
<b>Silestone®</b>	<b>Article no.</b>	<b>Price £</b>	<b>Article no.</b>	<b>Price £</b>	<b>Article no.</b>	<b>Price £</b>	<b>Article no.</b>	<b>Price £</b>	<b>Article no.</b>	<b>Price £</b>
Blanco Zeus	338806411	1,626.-	338808411	1,716.-	338810411	1,758.-	338812411	1,826.-	338814411	1,894.-
Eternal Statuario	338806412	1,626.-	338808412	1,716.-	338810412	1,758.-	338812412	1,826.-	338814412	1,894.-
Desert Silver	338806413	1,626.-	338808413	1,716.-	338810413	1,758.-	338812413	1,826.-	338814413	1,894.-
Calypso	338806414	1,626.-	338808414	1,716.-	338810414	1,758.-	338812414	1,826.-	338814414	1,894.-
Charcoal Soapstone	338806415	1,626.-	338808415	1,716.-	338810415	1,758.-	338812415	1,826.-	338814415	1,894.-
Eternal Marquina	338806416	1,626.-	338808416	1,716.-	338810416	1,758.-	338812416	1,826.-	338814416	1,894.-
<b>Dekton®</b>	<b>Article no.</b>	<b>Price £</b>	<b>Article no.</b>	<b>Price £</b>	<b>Article no.</b>	<b>Price £</b>	<b>Article no.</b>	<b>Price £</b>	<b>Article no.</b>	<b>Price £</b>
Trilium	338806417	1,626.-	338808417	1,716.-	338810417	1,758.-	338812417	1,826.-	338814417	1,894.-
	Tolerance -1/+1mm		Tolerance -1/+1mm		Tolerance -1/+1mm		Tolerance -1/+1mm		Tolerance -1/+1mm	
	160-179CM		180-199CM		200-219CM		220-240CM			
<b>Silestone®</b>	<b>Article no.</b>	<b>Price £</b>	<b>Article no.</b>	<b>Price £</b>	<b>Article no.</b>	<b>Price £</b>	<b>Article no.</b>	<b>Price £</b>		
Blanco Zeus	338816411	1,975.-	338818411	2,058.-	338820411	2,145.-	338822411	2,229.-		
Eternal Statuario	338816412	1,975.-	338818412	2,058.-	338820412	2,145.-	338822412	2,229.-		
Desert Silver	338816413	1,975.-	338818413	2,058.-	338820413	2,145.-	338822413	2,229.-		
Calypso	338816414	1,975.-	338818414	2,058.-	338820414	2,145.-	338822414	2,229.-		
Charcoal Soapstone	338816415	1,975.-	338818415	2,058.-	338820415	2,145.-	338822415	2,229.-		
Eternal Marquina	338816416	1,975.-	338818416	2,058.-	338820416	2,145.-	338822416	2,229.-		
<b>Dekton®</b>	<b>Article no.</b>	<b>Price £</b>	<b>Article no.</b>	<b>Price £</b>	<b>Article no.</b>	<b>Price £</b>	<b>Article no.</b>	<b>Price £</b>		
Trilium	338816417	1,975.-	338818417	2,058.-	338820417	2,145.-	338822417	2,229.-		
	Tolerance -1/+1mm		Tolerance -1/+1mm		Tolerance -1/+1mm		Tolerance -1/+1mm			

Non-stock items - lead time 7 weeks  
 Can be ordered with or without tap hole.  
 Without overflow. NB! See product information.  
 Infill panels can be purchased if required.  
 Please complete online order form at [dansani.co.uk/made-to-measure-order-forms](https://dansani.co.uk/made-to-measure-order-forms)

**MADE TO MEASURE DOUBLE BASINS FOR URBAN VANITY UNITS - DEPTH 44CM**

**MINORE**



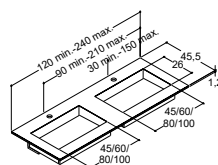
	120-139CM		140-159CM		160-179CM		180-199CM		200-219CM	
<b>Solid surface</b>	<b>Article no.</b>	<b>Price £</b>	<b>Article no.</b>	<b>Price £</b>	<b>Article no.</b>	<b>Price £</b>	<b>Article no.</b>	<b>Price £</b>	<b>Article no.</b>	<b>Price £</b>
White matt	337812503	1,975.-	337814503	2,123.-	337816503	2,267.-	337818503	2,414.-	337820503	2,561.-
	Tolerance -3/+3mm		Tolerance -3/+3mm		Tolerance -3/+3mm		Tolerance -3/+3mm		Tolerance -3/+3mm	

**220-240CM**

<b>Solid surface</b>	<b>Article no.</b>	<b>Price £</b>
White matt	337822503	2,707.-
	Tolerance -3/+3mm	

Non-stock items - lead time 7 weeks  
 NB! Bowl available in 2 widths. Larger bowl only available on 160cm and above.  
 Can be ordered with or without tap hole and with or without overflow.  
 Can be installed with concealed overflow kit or a waste with automatic opening.  
 Infill panels can be purchased if required.  
 Please complete online order form at [dansani.co.uk/made-to-measure-order-forms](https://dansani.co.uk/made-to-measure-order-forms)

**ANGULAR**



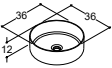
	120-139CM		140-159CM		160-179CM		180-199CM		200-219CM	
<b>Silestone®</b>	<b>Article no.</b>	<b>Price £</b>	<b>Article no.</b>	<b>Price £</b>	<b>Article no.</b>	<b>Price £</b>	<b>Article no.</b>	<b>Price £</b>	<b>Article no.</b>	<b>Price £</b>
Blanco Zeus	338812511	2,758.-	338814511	2,826.-	338816511	2,907.-	338818511	2,991.-	338820511	3,076.-
Eternal Statuario	338812512	2,758.-	338814512	2,826.-	338816512	2,907.-	338818512	2,991.-	338820512	3,076.-
Desert Silver	338812513	2,758.-	338814513	2,826.-	338816513	2,907.-	338818513	2,991.-	338820513	3,076.-
Calypso	338812514	2,758.-	338814514	2,826.-	338816514	2,907.-	338818514	2,991.-	338820514	3,076.-
Charcoal Soapstone	338812515	2,758.-	338814515	2,826.-	338816515	2,907.-	338818515	2,991.-	338820515	3,076.-
Eternal Marquina	338812516	2,758.-	338814516	2,826.-	338816516	2,907.-	338818516	2,991.-	338820516	3,076.-
<b>Dekton®</b>	<b>Article no.</b>	<b>Price £</b>	<b>Article no.</b>	<b>Price £</b>	<b>Article no.</b>	<b>Price £</b>	<b>Article no.</b>	<b>Price £</b>	<b>Article no.</b>	<b>Price £</b>
Trilium	338812517	2,758.-	338814517	2,826.-	338816517	2,907.-	338818517	2,991.-	338820517	3,076.-
	Tolerance -1/+1mm		Tolerance -1/+1mm		Tolerance -1/+1mm		Tolerance -1/+1mm		Tolerance -1/+1mm	


**220-240CM**

<b>Silestone®</b>	<b>Article no.</b>	<b>Price £</b>
Blanco Zeus	338822511	3,162.-
Eternal Statuario	338822512	3,162.-
Desert Silver	338822513	3,162.-
Calypso	338822514	3,162.-
Charcoal Soapstone	338822515	3,162.-
Eternal Marquina	338822516	3,162.-
<b>Dekton®</b>	<b>Article no.</b>	<b>Price £</b>
Trilium	338822517	3,162.-
	Tolerance -1/+1mm	

Non-stock items - lead time 7 weeks  
 Can be ordered with or without tap hole.  
 Without overflow. NB! See product information.  
 Infill panels can be purchased if required.  
 Please complete online order form at [dansani.co.uk/made-to-measure-order-forms](https://dansani.co.uk/made-to-measure-order-forms)

**COUNTERTOP BASINS FOR WORKTOPS AND URBAN VANITY UNITS - DEPTH 44CM**

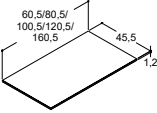
		36CM		46CM		50CM	
<b>CIRCLE</b> 	<b>Sanitary porcelain</b>	<b>Article no.</b>	<b>Price £</b>	<b>Article no.</b>	<b>Price £</b>	<b>Article no.</b>	<b>Price £</b>
	White gloss						
	Without tap hole	101205003	299.-	-	-	-	-
	Without overflow						
NB! See product information.							

		36CM		46CM		50CM	
<b>STADIUM</b> 	<b>Sanitary porcelain</b>	<b>Article no.</b>	<b>Price £</b>	<b>Article no.</b>	<b>Price £</b>	<b>Article no.</b>	<b>Price £</b>
	White gloss						
	Without tap hole	-	-	101105003	299.-	-	-
	Without overflow						
NB! See product information.							

		36CM		46CM		50CM	
<b>CUBE</b> 	<b>Sanitary porcelain</b>	<b>Article no.</b>	<b>Price £</b>	<b>Article no.</b>	<b>Price £</b>	<b>Article no.</b>	<b>Price £</b>
	White gloss						
	With tap hole	-	-	-	-	101305003	299.-
	With overflow						

**WORKTOPS**

NB! ORDER CUT-OUTS IF USING COUNTERTOP BASINS



		60CM		80CM		100CM		120CM		160CM		
<b>SILESTONE® WORKTOPS</b> 	<b>Colour</b>	<b>Article no.</b>	<b>Price £</b>	<b>Article no.</b>	<b>Price £</b>	<b>Article no.</b>	<b>Price £</b>	<b>Article no.</b>	<b>Price £</b>	<b>Article no.</b>	<b>Price £</b>	
	Blanco Zeus	B11-11	468.-	B12-11	563.-	B13-11	643.-	B14-11	721.-	B15-11	878.-	
	Eternal Statuario	B11-12	468.-	B12-12	563.-	B13-12	643.-	B14-12	721.-	B15-12	878.-	
	Desert Silver*	B11-13	468.-	B12-13	563.-	B13-13	643.-	B14-13	721.-	B15-13	878.-	
	Calypso*	B11-14	468.-	B12-14	563.-	B13-14	643.-	B14-14	721.-	B15-14	878.-	
	Charcoal Soapstone*	B11-15	468.-	B12-15	563.-	B13-15	643.-	B14-15	721.-	B15-15	878.-	
	Eternal Marquina	B11-16	468.-	B12-16	563.-	B13-16	643.-	B14-16	721.-	B15-16	878.-	
	<b>Dekton®</b>											
	Trilium*	B11-17	468.-	B12-17	563.-	B13-17	643.-	B14-17	721.-	B15-17	878.-	

\*Non-stock items - lead time 7 weeks

**LAMINATE WORKTOPS**

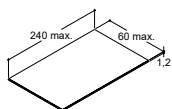
		60CM		80CM		100CM		120CM		160CM	
	<b>Colour</b>	<b>Article no.</b>	<b>Price £</b>	<b>Article no.</b>	<b>Price £</b>	<b>Article no.</b>	<b>Price £</b>	<b>Article no.</b>	<b>Price £</b>	<b>Article no.</b>	<b>Price £</b>
	White matt	B01-10	179.-	B02-10	204.-	B03-10	239.-	B04-10	257.-	B05-10	400.-
	Grey matt	B01-03	179.-	B02-03	204.-	B03-03	239.-	B04-03	257.-	B05-03	400.-
	Warm oak	B01-55	179.-	B02-55	204.-	B03-55	239.-	B04-55	257.-	B05-55	400.-
	Natural oak	B01-49	179.-	B02-49	204.-	B03-49	239.-	B04-49	257.-	B05-49	400.-
	Brown oak	B01-52	179.-	B02-52	204.-	B03-52	239.-	B04-52	257.-	B05-52	400.-
	Black oak	B01-50	179.-	B02-50	204.-	B03-50	239.-	B04-50	257.-	B05-50	400.-

	60CM		80CM		100CM		120CM		160CM	
<b>CUT-OUT FOR COUNTERTOP BASINS</b>	<b>Article no.</b>	<b>Price £</b>	<b>Article no.</b>	<b>Price £</b>	<b>Article no.</b>	<b>Price £</b>	<b>Article no.</b>	<b>Price £</b>	<b>Article no.</b>	<b>Price £</b>
Circle and Stadium, centre	UDSK-C	0.-	UDSK-C	0.-	UDSK-C	0.-	UDSK-C	0.-	-	-
Circle, Stadium and Cube, centre + tap hole	UDSK-CH	0.-	UDSK-CH	0.-	UDSK-CH	0.-	UDSK-CH	0.-	-	-
Circle and Stadium, right	-	-	-	-	UDSK-R	0.-	UDSK-R	0.-	UDSK-R	0.-
					<i>For 60cm vanity unit + 40cm cabinet</i>		<i>For 60cm vanity unit + 60cm cabinet</i>		<i>For 80cm vanity unit + 80cm cabinet</i>	
Circle, Stadium and Cube, right + tap hole	-	-	-	-	UDSK-RH	0.-	UDSK-RH	0.-	UDSK-RH	0.-
					<i>For 60cm vanity unit + 40cm cabinet</i>		<i>For 60cm vanity unit + 60cm cabinet</i>		<i>For 80cm vanity unit + 80cm cabinet</i>	
Circle and Stadium, left	-	-	-	-	UDSK-L	0.-	UDSK-L	0.-	UDSK-L	0.-
					<i>For 60cm vanity unit + 40cm cabinet</i>		<i>For 60cm vanity unit + 60cm cabinet</i>		<i>For 80cm vanity unit + 80cm cabinet</i>	
Circle, Stadium and Cube, left + tap hole	-	-	-	-	UDSK-LH	0.-	UDSK-LH	0.-	UDSK-LH	0.-
					<i>For 60cm vanity unit + 40cm cabinet</i>		<i>For 60cm vanity unit + 60cm cabinet</i>		<i>For 80cm vanity unit + 80cm cabinet</i>	
Circle and Stadium, double	-	-	-	-	-	-	UDSK-D	0.-	UDSK-D	0.-
							<i>For 2 x 60cm vanity unit</i>		<i>For 2 x 80cm vanity unit</i>	
Circle, Stadium and Cube, double + tap holes	-	-	-	-	-	-	UDSK-DH	0.-	UDSK-DH	0.-
							<i>For 2 x 60cm vanity unit</i>		<i>For 2 x 80cm vanity unit</i>	

	60CM		80CM		100CM		120CM		160CM	
<b>ACCESSORIES</b>	<b>Article no.</b>	<b>Price £</b>	<b>Article no.</b>	<b>Price £</b>	<b>Article no.</b>	<b>Price £</b>	<b>Article no.</b>	<b>Price £</b>	<b>Article no.</b>	<b>Price £</b>
4 fixing brackets for laminate worktops, steel	195050590	15.-	195050590	15.-	195050590	15.-	195050590	15.-	195050590	15.-
										
Support rail for laminate worktops with open span plated steel	-	-	CT-06	47.-	CT-07	55.-	CT-08	58.-	-	-
										

**MADE TO MEASURE WORKTOPS**  
NB! ORDER CUT-OUTS IF USING COUNTERTOP BASINS

**SILESTONE® MADE TO MEASURE WORKTOPS**

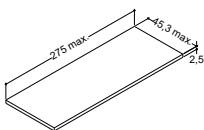


Colour
Blanco Zeus
Eternal Statuario
Desert Silver
Calypso
Charcoal Soapstone
Eternal Marquina
Dekton®
Trilium

0-240/275 CM	
Article no.	Price £
	Please enquire for price
	Please enquire for price
	Please enquire for price
	Please enquire for price
	Please enquire for price
	Please enquire for price
	Please enquire for price
	Please enquire for price
	Please enquire for price
	Please enquire for price

Can be made to measure. Please send drawing with accurate dimensions.  
Width: 0-240cm / Depth: 10-60cm

**LAMINATE MADE TO MEASURE WORKTOPS**



Colour
White matt
Grey matt
Warm oak
Natural oak
Brown oak
Black oak

Article no.	Price £
	Please enquire for price
	Please enquire for price
	Please enquire for price
	Please enquire for price
	Please enquire for price
	Please enquire for price
	Please enquire for price

Can be made to measure. Please send drawing with accurate dimensions.  
Width: 0-275 cm / Depth: 10-45,3 cm

**ACCESSORIES FOR LAMINATE WORKTOPS**

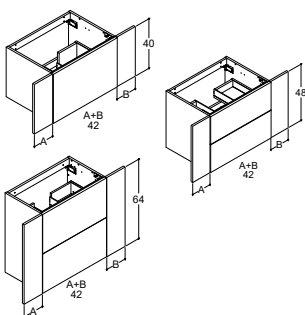
4 fixing brackets for laminate worktops, steel



Article no.	Price £
195050590	15.-

**URBAN INFILL PANELS FOR MADE TO MEASURE BASINS AND WORKTOPS**

**INFILL PANELS - WIDTH 42CM**



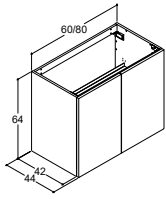
Colour
White matt
Grey matt
Warm oak
Natural oak
Brown oak
Black oak
Bespoke colour*

\*Start-up fee per bespoke colour. One-off surcharge per bespoke colour regardless number of products

H 40CM		H 48CM		H 64CM	
Article no.	Price £	Article no.	Price £	Article no.	Price £
TSY-404410	126.-	TSY-484410	126.-	TSY-644210	126.-
TSY-404403	126.-	TSY-484403	126.-	TSY-644203	126.-
TSY-404455	126.-	TSY-484455	126.-	TSY-644255	126.-
TSY-404449	126.-	TSY-484449	126.-	TSY-644249	126.-
TSY-404452	126.-	TSY-484452	126.-	TSY-644252	126.-
TSY-404450	126.-	TSY-484450	126.-	TSY-644250	126.-
TSY-404499	187.-	TSY-484499	187.-	TSY-644299	187.-
BI2	189.-	BI2	189.-	BI2	189.-

## URBAN VANITY UNITS - DEPTH 44CM

### 64CM VANITY UNITS WITH 2 DOORS



#### Plain front

White matt
Grey matt
Warm oak
Natural oak
Brown oak
Black oak
Bespoke colour*

\*Start-up fee per bespoke colour.  
One-off surcharge per bespoke colour regardless number of products

60CM		80CM	
Article no.	Price £	Article no.	Price £
U12-1010	497.-	U13-1010	563.-
U12-1003	497.-	U13-1003	563.-
U12-1055	497.-	U13-1055	563.-
U12-1049	497.-	U13-1049	563.-
U12-1052	497.-	U13-1052	563.-
U12-1050	497.-	U13-1050	563.-
U12-1099	761.-	U13-1099	861.-
BI2	189.-	BI2	189.-

### ACCESSORIES - FITTED/PACKED

#### LED lighting (IP44)

- downlight to floor + motion sensor



UL60  
Light source: LED 5,1W, 3150K, 680lm

UL80  
Light source: LED 6,3W, 3150K, 781lm

- downlight to floor + motion sensor + wireless lighting control. NB! Requires a constant electrical feed to the vanity downlight as well as a mirror solution with wireless lighting control and an external switch or a remote control for wireless lighting control



ULLS60  
Light source: LED 5W, 2100-6500K, 603lm

ULLS80  
Light source: LED 5W, 2100-6500K, 593lm

Article no.	Price £	Article no.	Price £
UL60	252.-	UL80	252.-
ULLS60	252.-	ULLS80	252.-

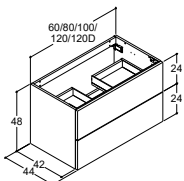
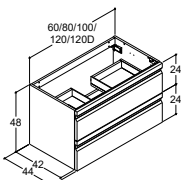
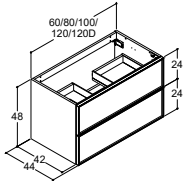
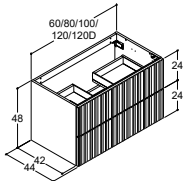
**URBAN VANITY UNITS - DEPTH 44CM**
















NB! ORDER 2 VANITY UNITS FOR DOUBLE SOLUTIONS

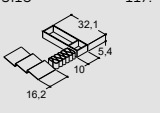
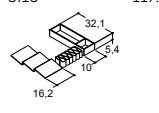
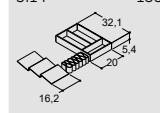
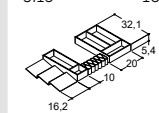
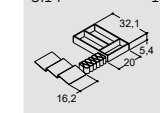
	60CM	80CM	100CM	120CM	120CM DOUBLE**	
<b>40CM VANITY UNITS WITH 2-DRAWERS (CUT-OUT IN TOP DRAWER)</b>						
<b>Plain front</b>						
	White matt	U14-1010 554.-	U15-1010 627.-	U16-1010 698.-	U17-1010 802.-	U18-1010 802.-
	Grey matt	U14-1003 554.-	U15-1003 627.-	U16-1003 698.-	U17-1003 802.-	U18-1003 802.-
	Warm oak	U14-1055 554.-	U15-1055 627.-	U16-1055 698.-	U17-1055 802.-	U18-1055 802.-
	Natural oak	U14-1049 554.-	U15-1049 627.-	U16-1049 698.-	U17-1049 802.-	U18-1049 802.-
	Brown oak	U14-1052 554.-	U15-1052 627.-	U16-1052 698.-	U17-1052 802.-	U18-1052 802.-
	Black oak	U14-1050 554.-	U15-1050 627.-	U16-1050 698.-	U17-1050 802.-	U18-1050 802.-
Bespoke colour*	U14-1099 821.-	U15-1099 974.-	U16-1099 1,082.-	U17-1099 1,232.-	U18-1099 1,232.-	
<b>Integrated handle, rubber lacquer</b>						
	White matt	U14-2071 933.-	U15-2071 1,026.-	U16-2071 1,120.-	U17-2071 1,257.-	U18-2071 1,257.-
	Bespoke colour*	U14-2099 1,113.-	U15-2099 1,222.-	U16-2099 1,330.-	U17-2099 1,493.-	U18-2099 1,493.-
<b>Black frame</b>						
	White matt	U14-8010 933.-	U15-8010 1,026.-	U16-8010 1,120.-	U17-8010 1,257.-	U18-8010 1,257.-
	Grey matt	U14-8003 933.-	U15-8003 1,026.-	U16-8003 1,120.-	U17-8003 1,257.-	U18-8003 1,257.-
	Warm oak	U14-8055 933.-	U15-8055 1,026.-	U16-8055 1,120.-	U17-8055 1,257.-	U18-8055 1,257.-
	Natural oak	U14-8049 933.-	U15-8049 1,026.-	U16-8049 1,120.-	U17-8049 1,257.-	U18-8049 1,257.-
	Brown oak	U14-8052 933.-	U15-8052 1,026.-	U16-8052 1,120.-	U17-8052 1,257.-	U18-8052 1,257.-
	Black oak	U14-8050 933.-	U15-8050 1,026.-	U16-8050 1,120.-	U17-8050 1,257.-	U18-8050 1,257.-
Bespoke colour*	U14-8099 1,113.-	U15-8099 1,222.-	U16-8099 1,330.-	U17-8099 1,493.-	U18-8099 1,493.-	
<b>Fluted front</b>						
	White matt	U14-9010 666.-	U15-9010 804.-	U16-9010 895.-	U17-9010 1,027.-	U18-9010 1,027.-
	Bespoke colour*	U14-9099 860.-	U15-9099 1,012.-	U16-9099 1,116.-	U17-9099 1,211.-	U18-9099 1,211.-
*Start-up fee per bespoke colour. One-off surcharge per bespoke colour regardless number of products	BI2 189.-	BI2 189.-	BI2 189.-	BI2 189.-	BI2 189.-	BI2 189.-
<b>ACCESSORIES - FITTED/PACKED</b>						
<b>LED lighting (IP44)</b>						
- in drawer + socket in drawer(1x230V)		LS160-GB 242.- <i>Light source: LED 1,9W, 3150K, 175lm</i>	LS180-GB 253.- <i>Light source: LED 2,5W, 3150K, 252lm</i>	LS110-GB 268.- <i>Light source: LED 3,2W, 3150K, 326lm</i>	LS120-GB 280.- <i>Light source: LED 4,1W, 3150K, 416lm</i>	LS120-GB 280.- <i>Light source: LED 4,1W, 3150K, 416lm</i>
- downlight to floor + motion sensor		UL60 252.- <i>Light source: LED 5,1W, 3150K, 680lm</i>	UL80 252.- <i>Light source: LED 6,3W, 3150K, 781lm</i>	UL100 252.- <i>Light source: LED 7,3W, 3150K, 912lm</i>	UL120 252.- <i>Light source: LED 7,3W, 3150K, 912lm</i>	UL120 252.- <i>Light source: LED 7,3W, 3150K, 912lm</i>
- downlight to floor + motion sensor + wireless lighting control. NB! Requires a constant electrical feed to the vanity downlight as well as a mirror solution with wireless lighting control and an external switch or a remote control for wireless lighting control		ULLS60 252.- <i>Light source: LED 5W, 2100-6500K, 603lm</i>	ULLS80 252.- <i>Light source: LED 5W, 2100-6500K, 593lm</i>	ULLS100 252.- <i>Light source: LED 5,2W, 2100-6500K, 647lm</i>	ULLS120 252.- <i>Light source: LED 5,2W, 2100-6500K, 647lm</i>	ULLS120 252.- <i>Light source: LED 5,2W, 2100-6500K, 647lm</i>
<b>Push open</b> (not for fronts with integrated handle)		PO1SK 84.-	PO1SK 84.-	PO1SK 84.-	PO1SK 84.-	PO1SK 84.-

\*\*Vanity units for double basins have 2 waste cut-outs in the drawer

**URBAN VANITY UNITS - DEPTH 44CM**  
NB! ORDER 2 VANITY UNITS FOR DOUBLE SOLUTIONS

	60CM	80CM	100CM	120CM	120CM DOUBLE**					
<b>48CM VANITY UNITS WITH 2-DRAWERS (CUT-OUT IN TOP DRAWER)</b>										
<b>Plain front</b>	<b>Article no.</b>	<b>Price £</b>	<b>Article no.</b>	<b>Price £</b>	<b>Article no.</b>	<b>Price £</b>	<b>Article no.</b>	<b>Price £</b>	<b>Article no.</b>	<b>Price £</b>
 White matt	U19-1010	853.-	U20-1010	966.-	U21-1010	1,074.-	U22-1010	1,234.-	U23-1010	1,234.-
Grey matt	U19-1003	853.-	U20-1003	966.-	U21-1003	1,074.-	U22-1003	1,234.-	U23-1003	1,234.-
Warm oak	U19-1055	853.-	U20-1055	966.-	U21-1055	1,074.-	U22-1055	1,234.-	U23-1055	1,234.-
Natural oak	U19-1049	853.-	U20-1049	966.-	U21-1049	1,074.-	U22-1049	1,234.-	U23-1049	1,234.-
Brown oak	U19-1052	853.-	U20-1052	966.-	U21-1052	1,074.-	U22-1052	1,234.-	U23-1052	1,234.-
Black oak	U19-1050	853.-	U20-1050	966.-	U21-1050	1,074.-	U22-1050	1,234.-	U23-1050	1,234.-
Bespoke colour*	U19-1099	1,238.-	U20-1099	1,451.-	U21-1099	1,595.-	U22-1099	1,722.-	U23-1099	1,722.-
<b>Integrated handle, rubber lacquer</b>										
 White matt	U19-2071	1,435.-	U20-2071	1,580.-	U21-2071	1,724.-	U22-2071	1,934.-	U23-2071	1,934.-
Bespoke colour*	U19-2099	1,714.-	U20-2099	1,880.-	U21-2099	2,047.-	U22-2099	2,298.-	U23-2099	2,298.-
<b>Black frame</b>										
 White matt	U19-8010	1,435.-	U20-8010	1,580.-	U21-8010	1,724.-	U22-8010	1,934.-	U23-8010	1,934.-
Grey matt	U19-8003	1,435.-	U20-8003	1,580.-	U21-8003	1,724.-	U22-8003	1,934.-	U23-8003	1,934.-
Warm oak	U19-8055	1,435.-	U20-8055	1,580.-	U21-8055	1,724.-	U22-8055	1,934.-	U23-8055	1,934.-
Natural oak	U19-8049	1,435.-	U20-8049	1,580.-	U21-8049	1,724.-	U22-8049	1,934.-	U23-8049	1,934.-
Brown oak	U19-8052	1,435.-	U20-8052	1,580.-	U21-8052	1,724.-	U22-8052	1,934.-	U23-8052	1,934.-
Black oak	U19-8050	1,435.-	U20-8050	1,580.-	U21-8050	1,724.-	U22-8050	1,934.-	U23-8050	1,934.-
Bespoke colour*	U19-8099	1,714.-	U20-8099	1,880.-	U21-8099	2,047.-	U22-8099	2,298.-	U23-8099	2,298.-
<b>Fluted front</b>										
 White matt	U19-9010	1,012.-	U20-9010	1,237.-	U21-9010	1,378.-	U22-9010	1,581.-	U23-9010	1,581.-
Bespoke colour*	U19-9099	1,310.-	U20-9099	1,557.-	U21-9099	1,718.-	U22-9099	1,863.-	U23-9099	1,863.-
*Start-up fee per bespoke colour. One-off surcharge per bespoke colour regardless number of products	BI2	189.-	BI2	189.-	BI2	189.-	BI2	189.-	BI2	189.-

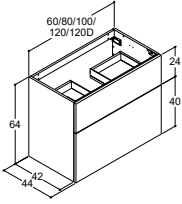
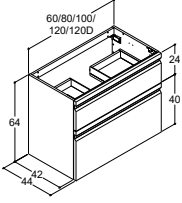
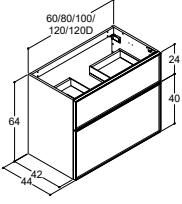
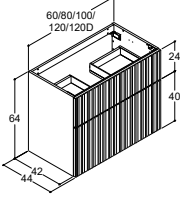
<b>ACCESSORIES - FITTED/PACKED</b>	<b>Article no.</b>	<b>Price £</b>	<b>Article no.</b>	<b>Price £</b>	<b>Article no.</b>	<b>Price £</b>	<b>Article no.</b>	<b>Price £</b>	<b>Article no.</b>	<b>Price £</b>
<b>LED lighting (IP44)</b>										
- in 2 drawers + socket in bottom drawer (1x230V)	LS260-GB	308.-	LS280-GB	330.-	LS210-GB	357.-	LS220-GB	383.-	LS220-GB	383.-
 Light source: LED 2x1,9W, 3150K, 2x175lm			 Light source: LED 2x2,5W, 3150K, 2x252lm		 Light source: LED 2x3,2W, 3150K, 2x326lm		 Light source: LED 2x4,1W, 3150K, 2x416lm		 Light source: LED 2x4,1W, 3150K, 2x416lm	
- downlight to floor + motion sensor	UL60	252.-	UL80	252.-	UL100	252.-	UL120	252.-	UL120	252.-
 Light source: LED 5,1W, 3150K, 680lm			 Light source: LED 6,3W, 3150K, 781lm		 Light source: LED 7,3W, 3150K, 912lm		 Light source: LED 7,3W, 3150K, 912lm		 Light source: LED 7,3W, 3150K, 912lm	
- downlight to floor + motion sensor + wireless lighting control. NB! Requires a constant electrical feed to the vanity downlight as well as a mirror solution with wireless lighting control and an external switch or a remote control for wireless lighting control	ULLS60	252.-	ULLS80	252.-	ULLS100	252.-	ULLS120	252.-	ULLS120	252.-
 Light source: LED 5W, 2100-6500K, 603lm			 Light source: LED 5W, 2100-6500K, 593lm		 Light source: LED 5,2W, 2100-6500K, 647lm		 Light source: LED 5,2W, 2100-6500K, 647lm		 Light source: LED 5,2W, 2100-6500K, 647lm	
<b>Push open (not for fronts with integrated handle)</b>	PO2SK	164.-	PO2SK	164.-	PO2SK	164.-	PO2SK	164.-	PO2SK	164.-

<b>ACCESSORIES</b>	<b>Article no.</b>	<b>Price £</b>	<b>Article no.</b>	<b>Price £</b>	<b>Article no.</b>	<b>Price £</b>	<b>Article no.</b>	<b>Price £</b>	<b>Article no.</b>	<b>Price £</b>
<b>Interior pack for top drawer</b> Consists of storage tray, flexible divider and drawer insert - Matched to the size of the drawer	SI13	117.-	SI13	117.-	SI14	133.-	SI15	186.-	SI14	133.-
										
Designed for a fitted look	Order 1 pack		Order 2 packs		Order 2 packs		Order 2 packs		Order 2 packs	

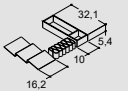
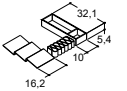
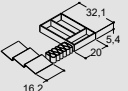
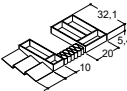
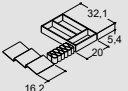
\*\*Vanity units for double basins have 2 waste cut-outs in top drawer



**URBAN VANITY UNITS - DEPTH 44CM**  
NB! ORDER 2 VANITY UNITS FOR DOUBLE SOLUTIONS

		60CM		80CM		100CM		120CM		120CM DOUBLE**	
<b>64CM VANITY UNITS WITH 2-DRAWERS (CUT-OUT IN TOP DRAWER)</b>											
	<b>Plain front</b>	<b>Article no.</b>	<b>Price £</b>	<b>Article no.</b>	<b>Price £</b>	<b>Article no.</b>	<b>Price £</b>	<b>Article no.</b>	<b>Price £</b>	<b>Article no.</b>	<b>Price £</b>
	White matt	U24-1010	853.-	U25-1010	966.-	U26-1010	1,074.-	U27-1010	1,234.-	U28-1010	1,234.-
	Grey matt	U24-1003	853.-	U25-1003	966.-	U26-1003	1,074.-	U27-1003	1,234.-	U28-1003	1,234.-
	Warm oak	U24-1055	853.-	U25-1055	966.-	U26-1055	1,074.-	U27-1055	1,234.-	U28-1055	1,234.-
	Natural oak	U24-1049	853.-	U25-1049	966.-	U26-1049	1,074.-	U27-1049	1,234.-	U28-1049	1,234.-
	Brown oak	U24-1052	853.-	U25-1052	966.-	U26-1052	1,074.-	U27-1052	1,234.-	U28-1052	1,234.-
	Black oak	U24-1050	853.-	U25-1050	966.-	U26-1050	1,074.-	U27-1050	1,234.-	U28-1050	1,234.-
Bespoke colour*	U24-1099	1,238.-	U25-1099	1,451.-	U26-1099	1,595.-	U27-1099	1,722.-	U28-1099	1,722.-	
	<b>Integrated handle, rubber lacquer</b>										
	White matt	U24-2071	1,435.-	U25-2071	1,580.-	U26-2071	1,724.-	U27-2071	1,934.-	U28-2071	1,934.-
Bespoke colour*	U24-2099	1,714.-	U25-2099	1,880.-	U26-2099	2,047.-	U27-2099	2,298.-	U28-2099	2,298.-	
	<b>Black frame</b>										
	White matt	U24-8010	1,435.-	U25-8010	1,580.-	U26-8010	1,724.-	U27-8010	1,934.-	U28-8010	1,934.-
	Grey matt	U24-8003	1,435.-	U25-8003	1,580.-	U26-8003	1,724.-	U27-8003	1,934.-	U28-8003	1,934.-
	Warm oak	U24-8055	1,435.-	U25-8055	1,580.-	U26-8055	1,724.-	U27-8055	1,934.-	U28-8055	1,934.-
	Natural oak	U24-8049	1,435.-	U25-8049	1,580.-	U26-8049	1,724.-	U27-8049	1,934.-	U28-8049	1,934.-
	Brown oak	U24-8052	1,435.-	U25-8052	1,580.-	U26-8052	1,724.-	U27-8052	1,934.-	U28-8052	1,934.-
	Black oak	U24-8050	1,435.-	U25-8050	1,580.-	U26-8050	1,724.-	U27-8050	1,934.-	U28-8050	1,934.-
Bespoke colour*	U24-8099	1,714.-	U25-8099	1,880.-	U26-8099	2,047.-	U27-8099	2,298.-	U28-8099	2,298.-	
	<b>Fluted front</b>										
	White matt	U24-9010	1,026.-	U25-9010	1,237.-	U26-9010	1,378.-	U27-9010	1,581.-	U28-9010	1,581.-
Bespoke colour*	U24-9099	1,323.-	U25-9099	1,557.-	U26-9099	1,718.-	U27-9099	1,863.-	U28-9099	1,863.-	
	*Start-up fee per bespoke colour. One-off surcharge per bespoke colour regardless number of products	BI2	189.-	BI2	189.-	BI2	189.-	BI2	189.-	BI2	189.-

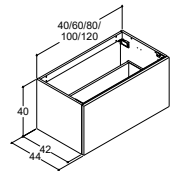
<b>ACCESSORIES - FITTED/PACKED</b>	<b>Article no.</b>	<b>Price £</b>	<b>Article no.</b>	<b>Price £</b>	<b>Article no.</b>	<b>Price £</b>	<b>Article no.</b>	<b>Price £</b>	<b>Article no.</b>	<b>Price £</b>
<b>LED lighting (IP44)</b>										
- in 2 drawers + socket in bottom drawer (1x230V)	LS260-GB	308.-	LS280-GB	330.-	LS210-GB	357.-	LS220-GB	383.-	LS220-GB	383.-
	<i>Light source: LED 2x1,9W, 3150K, 2x175lm</i>		<i>Light source: LED 2x2,5W, 3150K, 2x252lm</i>		<i>Light source: LED 2x3,2W, 3150K, 2x326lm</i>		<i>Light source: LED 2x4,1W, 3150K, 2x416lm</i>		<i>Light source: LED 2x4,1W, 3150K, 2x416lm</i>	
- downlight to floor + motion sensor	UL60	252.-	UL80	252.-	UL100	252.-	UL120	252.-	UL120	252.-
	<i>Light source: LED 5,1W, 3150K, 680lm</i>		<i>Light source: LED 6,3W, 3150K, 781lm</i>		<i>Light source: LED 7,3W, 3150K, 912lm</i>		<i>Light source: LED 7,3W, 3150K, 912lm</i>		<i>Light source: LED 7,3W, 3150K, 912lm</i>	
- downlight to floor + motion sensor + wireless lighting control. NB! Requires a constant electrical feed to the vanity downlight as well as a mirror solution with wireless lighting control and an external switch or a remote control for wireless lighting control	ULLS60	252.-	ULLS80	252.-	ULLS100	252.-	ULLS120	252.-	ULLS120	252.-
	<i>Light source: LED 5W, 2100-6500K, 603lm</i>		<i>Light source: LED 5W, 2100-6500K, 593lm</i>		<i>Light source: LED 5,2W, 2100-6500K, 647lm</i>		<i>Light source: LED 5,2W, 2100-6500K, 647lm</i>		<i>Light source: LED 5,2W, 2100-6500K, 647lm</i>	
<b>Push open (not for fronts with integrated handle)</b>	PO2SK	164.-	PO2SK	164.-	PO2SK	164.-	PO2SK	164.-	PO2SK	164.-

<b>ACCESSORIES</b>	<b>Article no.</b>	<b>Price £</b>	<b>Article no.</b>	<b>Price £</b>	<b>Article no.</b>	<b>Price £</b>	<b>Article no.</b>	<b>Price £</b>	<b>Article no.</b>	<b>Price £</b>
<b>Interior pack for top drawer</b>										
Consists of storage tray, flexible divider and drawer insert	SI13	117.-	SI13	117.-	SI14	133.-	SI15	186.-	SI14	133.-
- Matched to the size of the drawer										
Designed for a fitted look	Order 1 pack		Order 2 packs		Order 2 packs		Order 2 packs		Order 2 packs	

\*\*Vanity units for double basins have 2 waste cut-outs in top drawer

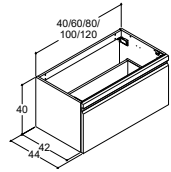
**URBAN CABINETS - DEPTH 44CM**

**40CM CABINETS WITH 1 DRAWER (NO CUT-OUT)**



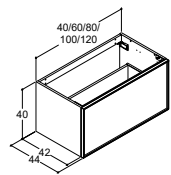
**Plain front**

White matt
Grey matt
Warm oak
Natural oak
Brown oak
Black oak
Bespoke colour*



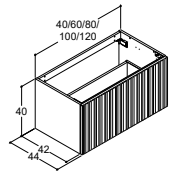
**Integrated handle, rubber lacquer**

White matt
Bespoke colour*



**Black frame**

White matt
Grey matt
Warm oak
Natural oak
Brown oak
Black oak
Bespoke colour*



**Fluted front**

White matt
Bespoke colour*

\*Start-up fee per bespoke colour. One-off surcharge per bespoke colour regardless number of products

40CM		60CM		80CM		100CM		120CM	
Article no.	Price £	Article no.	Price £	Article no.	Price £	Article no.	Price £	Article no.	Price £
U51-1010	481.-	U29-1010	554.-	U30-1010	627.-	U31-1010	698.-	U32-1010	802.-
U51-1003	481.-	U29-1003	554.-	U30-1003	627.-	U31-1003	698.-	U32-1003	802.-
U51-1055	481.-	U29-1055	554.-	U30-1055	627.-	U31-1055	698.-	U32-1055	802.-
U51-1049	481.-	U29-1049	554.-	U30-1049	627.-	U31-1049	698.-	U32-1049	802.-
U51-1052	481.-	U29-1052	554.-	U30-1052	627.-	U31-1052	698.-	U32-1052	802.-
U51-1050	481.-	U29-1050	554.-	U30-1050	627.-	U31-1050	698.-	U32-1050	802.-
U51-1099	662.-	U29-1099	762.-	U30-1099	866.-	U31-1099	958.-	U32-1099	1,097.-
U51-2071	721.-	U29-2071	933.-	U30-2071	1,026.-	U31-2071	1,120.-	U32-2071	1,257.-
U51-2099	865.-	U29-2099	1,113.-	U30-2099	1,222.-	U31-2099	1,330.-	U32-2099	1,493.-
U51-8010	721.-	U29-8010	933.-	U30-8010	1,026.-	U31-8010	1,120.-	U32-8010	1,257.-
U51-8003	721.-	U29-8003	933.-	U30-8003	1,026.-	U31-8003	1,120.-	U32-8003	1,257.-
U51-8055	721.-	U29-8055	933.-	U30-8055	1,026.-	U31-8055	1,120.-	U32-8055	1,257.-
U51-8049	721.-	U29-8049	933.-	U30-8049	1,026.-	U31-8049	1,120.-	U32-8049	1,257.-
U51-8052	721.-	U29-8052	933.-	U30-8052	1,026.-	U31-8052	1,120.-	U32-8052	1,257.-
U51-8050	721.-	U29-8050	933.-	U30-8050	1,026.-	U31-8050	1,120.-	U32-8050	1,257.-
U51-8099	865.-	U29-8099	1,113.-	U30-8099	1,222.-	U31-8099	1,330.-	U32-8099	1,493.-
U51-9010	528.-	U29-9010	666.-	U30-9010	804.-	U31-9010	895.-	U32-9010	1,027.-
U51-9099	707.-	U29-9099	860.-	U30-9099	1,012.-	U31-9099	1,116.-	U32-9099	1,211.-
BI2	189.-	BI2	189.-	BI2	189.-	BI2	189.-	BI2	189.-

**ACCESSORIES - FITTED/PACKED**

**LED lighting (IP44)**

- in drawer + socket in drawer(1x230V)



LS140-GB	229.-
Light source: LED 1,1W, 3150K, 100lm	

LS160-GB	242.-
Light source: LED 1,9W, 3150K, 175lm	

LS180-GB	253.-
Light source: LED 2,5W, 3150K, 252lm	

LS110-GB	268.-
Light source: LED 3,2W, 3150K, 326lm	

LS120-GB	280.-
Light source: LED 4,1W, 3150K, 416lm	

- downlight to floor



ULUS40	252.-
Light source: LED 4,2W, 3150K, 530lm	

ULUS60	252.-
Light source: LED 5,1W, 3150K, 680lm	

ULUS80	252.-
Light source: LED 6,3W, 3150K, 781lm	

ULUS100	252.-
Light source: LED 7,3W, 3150K, 912lm	

ULUS120	252.-
Light source: LED 7,3W, 3150K, 912lm	

- downlight to floor + wireless lighting control. NB! Requires a constant electrical feed to the vanity downlight as well as a mirror solution with wireless lighting control and an external switch or a remote control for wireless lighting control



ULUSLS40	252.-
Light source: LED 2,5W, 2100-6500K, 315lm	

ULUSLS60	252.-
Light source: LED 5W, 2100-6500K, 603lm	

ULUSLS80	252.-
Light source: LED 5W, 2100-6500K, 593lm	

ULUSLS100	252.-
Light source: LED 5,2W, 2100-6500K, 647lm	

ULUSLS120	252.-
Light source: LED 5,2W, 2100-6500K, 647lm	

**Push open** (not for fronts with integrated handle)

PO1SK	84.-
-------	------

PO1SK	84.-
-------	------

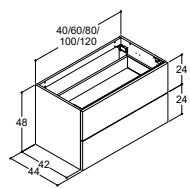
PO1SK	84.-
-------	------

PO1SK	84.-
-------	------

PO1SK	84.-
-------	------

**URBAN CABINETS - DEPTH 44CM**

**48CM CABINETS WITH 2 DRAWERS (NO CUT-OUT)**



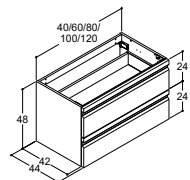
**Plain front**

White matt
Grey matt
Warm oak
Natural oak
Brown oak
Black oak
Bespoke colour*

40CM			60CM		80CM		100CM		120CM	
Article no.	Price £		Article no.	Price £	Article no.	Price £	Article no.	Price £	Article no.	Price £
U52-1010	740.-		U33-1010	853.-	U34-1010	966.-	U35-1010	1,074.-	U36-1010	1,234.-
U52-1003	740.-		U33-1003	853.-	U34-1003	966.-	U35-1003	1,074.-	U36-1003	1,234.-
U52-1055	740.-		U33-1055	853.-	U34-1055	966.-	U35-1055	1,074.-	U36-1055	1,234.-
U52-1049	740.-		U33-1049	853.-	U34-1049	966.-	U35-1049	1,074.-	U36-1049	1,234.-
U52-1052	740.-		U33-1052	853.-	U34-1052	966.-	U35-1052	1,074.-	U36-1052	1,234.-
U52-1050	740.-		U33-1050	853.-	U34-1050	966.-	U35-1050	1,074.-	U36-1050	1,234.-
U52-1099	1,017.-		U33-1099	1,153.-	U34-1099	1,286.-	U35-1099	1,413.-	U36-1099	1,597.-

**Integrated handle, rubber lacquer**

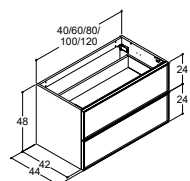
White matt
Bespoke colour*



U52-2071	1,366.-		U33-2071	1,435.-	U34-2071	1,580.-	U35-2071	1,724.-	U36-2071	1,934.-
U52-2099	1,331.-		U33-2099	1,714.-	U34-2099	1,880.-	U35-2099	2,047.-	U36-2099	2,298.-

**Black frame**

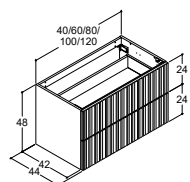
White matt
Grey matt
Warm oak
Natural oak
Brown oak
Black oak
Bespoke colour*



U52-8010	1,110.-		U33-8010	1,435.-	U34-8010	1,580.-	U35-8010	1,724.-	U36-8010	1,934.-
U52-8003	1,110.-		U33-8003	1,435.-	U34-8003	1,580.-	U35-8003	1,724.-	U36-8003	1,934.-
U52-8055	1,110.-		U33-8055	1,435.-	U34-8055	1,580.-	U35-8055	1,724.-	U36-8055	1,934.-
U52-8049	1,110.-		U33-8049	1,435.-	U34-8049	1,580.-	U35-8049	1,724.-	U36-8049	1,934.-
U52-8052	1,110.-		U33-8052	1,435.-	U34-8052	1,580.-	U35-8052	1,724.-	U36-8052	1,934.-
U52-8050	1,110.-		U33-8050	1,435.-	U34-8050	1,580.-	U35-8050	1,724.-	U36-8050	1,934.-
U52-8099	1,331.-		U33-8099	1,714.-	U34-8099	1,880.-	U35-8099	2,047.-	U36-8099	2,298.-

**Fluted front**

White matt
Bespoke colour*



U52-9010	813.-		U33-9010	1,026.-	U34-9010	1,237.-	U35-9010	1,378.-	U36-9010	1,581.-
U52-9099	1,090.-		U33-9099	1,323.-	U34-9099	1,557.-	U35-9099	1,718.-	U36-9099	1,863.-

\*Start-up fee per bespoke colour. One-off surcharge per bespoke colour regardless number of products

BI2	189.-		BI2	189.-	BI2	189.-	BI2	189.-	BI2	189.-
-----	-------	--	-----	-------	-----	-------	-----	-------	-----	-------

**ACCESSORIES - FITTED/PACKED**

**LED lighting (IP44)**

- in 2 drawers + socket in bottom drawer (1x230V)



Article no.	Price £	Article no.	Price £	Article no.	Price £	Article no.	Price £	Article no.	Price £
LS240-GB	280.-	LS260-GB	308.-	LS280-GB	330.-	LS210-GB	357.-	LS220-GB	383.-
<i>Light source: LED 2x1,1W, 3150K, 2x100lm</i>		<i>Light source: LED 2x1,9W, 3150K, 2x175lm</i>		<i>Light source: LED 2x2,5W, 3150K, 2x252lm</i>		<i>Light source: LED 2x3,2W, 3150K, 2x326lm</i>		<i>Light source: LED 2x4,1W, 3150K, 2x416lm</i>	

- downlight to floor



ULUS40	252.-	ULUS60	252.-	ULUS80	252.-	ULUS100	252.-	ULUS120	252.-
<i>Light source: LED 4,2W, 3150K, 530lm</i>		<i>Light source: LED 5,1W, 3150K, 680lm</i>		<i>Light source: LED 6,3W, 3150K, 781lm</i>		<i>Light source: LED 7,3W, 3150K, 912lm</i>		<i>Light source: LED 7,3W, 3150K, 912lm</i>	

- downlight to floor + wireless lighting control. NB! Requires a constant electrical feed to the vanity downlight as well as a mirror solution with wireless lighting control and an external switch or a remote control for wireless lighting control



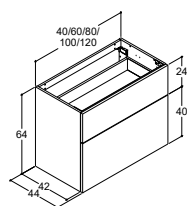
ULUSLS40	252.-	ULUSLS60	252.-	ULUSLS80	252.-	ULUSLS100	252.-	ULUSLS120	252.-
<i>Light source: LED 2,5W, 2100-6500K, 315lm</i>		<i>Light source: LED 5W, 2100-6500K, 603lm</i>		<i>Light source: LED 5W, 2100-6500K, 593lm</i>		<i>Light source: LED 5,2W, 2100-6500K, 647lm</i>		<i>Light source: LED 5,2W, 2100-6500K, 647lm</i>	

**Push open (not for fronts with integrated handle)**

PO2SK	164.-	PO2SK	164.-	PO2SK	164.-	PO2SK	164.-	PO2SK	164.-
-------	-------	-------	-------	-------	-------	-------	-------	-------	-------

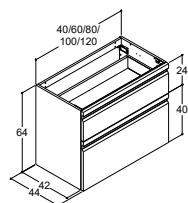
**URBAN CABINETS - DEPTH 44CM**

**64CM CABINETS WITH 2 DRAWERS (NO CUT-OUT)**



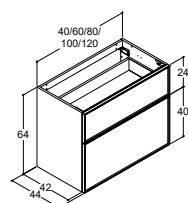
**Plain front**

White matt
Grey matt
Warm oak
Natural oak
Brown oak
Black oak
Bespoke colour*



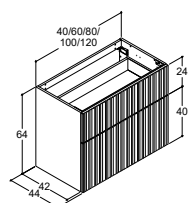
**Integrated handle, rubber lacquer**

White matt
Bespoke colour*



**Black frame**

White matt
Grey matt
Warm oak
Natural oak
Brown oak
Black oak
Bespoke colour*



**Fluted front**

White matt
Bespoke colour*

\*Start-up fee per bespoke colour. One-off surcharge per bespoke colour regardless number of products

40CM		60CM		80CM		100CM		120CM	
Article no.	Price £	Article no.	Price £	Article no.	Price £	Article no.	Price £	Article no.	Price £
U53-1010	740.-	U37-1010	853.-	U38-1010	966.-	U39-1010	1,074.-	U40-1010	1,234.-
U53-1003	740.-	U37-1003	853.-	U38-1003	966.-	U39-1003	1,074.-	U40-1003	1,234.-
U53-1055	740.-	U37-1055	853.-	U38-1055	966.-	U39-1055	1,074.-	U40-1055	1,234.-
U53-1049	740.-	U37-1049	853.-	U38-1049	966.-	U39-1049	1,074.-	U40-1049	1,234.-
U53-1052	740.-	U37-1052	853.-	U38-1052	966.-	U39-1052	1,074.-	U40-1052	1,234.-
U53-1050	740.-	U37-1050	853.-	U38-1050	966.-	U39-1050	1,074.-	U40-1050	1,234.-
U53-1099	1,017.-	U37-1099	1,153.-	U38-1099	1,286.-	U39-1099	1,413.-	U40-1099	1,597.-
U53-2071	1,110.-	U37-2071	1,435.-	U38-2071	1,580.-	U39-2071	1,724.-	U40-2071	1,934.-
U53-2099	1,331.-	U37-2099	1,714.-	U38-2099	1,880.-	U39-2099	2,047.-	U40-2099	2,298.-
U53-8010	1,110.-	U37-8010	1,435.-	U38-8010	1,580.-	U39-8010	1,724.-	U40-8010	1,934.-
U53-8003	1,110.-	U37-8003	1,435.-	U38-8003	1,580.-	U39-8003	1,724.-	U40-8003	1,934.-
U53-8055	1,110.-	U37-8055	1,435.-	U38-8055	1,580.-	U39-8055	1,724.-	U40-8055	1,934.-
U53-8049	1,110.-	U37-8049	1,435.-	U38-8049	1,580.-	U39-8049	1,724.-	U40-8049	1,934.-
U53-8052	1,110.-	U37-8052	1,435.-	U38-8052	1,580.-	U39-8052	1,724.-	U40-8052	1,934.-
U53-8050	1,110.-	U37-8050	1,435.-	U38-8050	1,580.-	U39-8050	1,724.-	U40-8050	1,934.-
U52-8099	1,331.-	U37-8099	1,714.-	U38-8099	1,880.-	U39-8099	2,047.-	U40-8099	2,298.-
U53-9010	813.-	U37-9010	1,026.-	U38-9010	1,237.-	U39-9010	1,378.-	U40-9010	1,581.-
U53-9099	1,090.-	U37-9099	1,323.-	U38-9099	1,557.-	U39-9099	1,718.-	U40-9099	1,863.-
B12	189.-	B12	189.-	B12	189.-	B12	189.-	B12	189.-

**ACCESSORIES - FITTED/PACKED**

**LED lighting (IP44)**

- in 2 drawers + socket in bottom drawer (1x230V)



Article no.	Price £	Article no.	Price £	Article no.	Price £	Article no.	Price £	Article no.	Price £
LS240-GB	280.-	LS260-GB	308.-	LS280-GB	330.-	LS210-GB	357.-	LS220-GB	383.-
<i>Light source: LED 2x1,1W, 3150K, 2x100lm</i>		<i>Light source: LED 2x1,9W, 3150K, 2x175lm</i>		<i>Light source: LED 2x2,5W, 3150K, 2x252lm</i>		<i>Light source: LED 2x3,2W, 3150K, 2x326lm</i>		<i>Light source: LED 2x4,1W, 3150K, 2x416lm</i>	

- downlight to floor



Article no.	Price £	Article no.	Price £	Article no.	Price £	Article no.	Price £	Article no.	Price £
ULUS40	252.-	ULUS60	252.-	ULUS80	252.-	ULUS100	252.-	ULUS120	252.-
<i>Light source: LED 4,2W, 3150K, 530lm</i>		<i>Light source: LED 5,1W, 3150K, 680lm</i>		<i>Light source: LED 6,3W, 3150K, 781lm</i>		<i>Light source: LED 7,3W, 3150K, 912lm</i>		<i>Light source: LED 7,3W, 3150K, 912lm</i>	

- downlight to floor + wireless lighting control. NB! Requires a constant electrical feed to the vanity downlight as well as a mirror solution with wireless lighting control and an external switch or a remote control for wireless lighting control



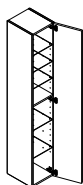
Article no.	Price £	Article no.	Price £	Article no.	Price £	Article no.	Price £	Article no.	Price £
ULUSLS40	252.-	ULUSLS60	252.-	ULUSLS80	252.-	ULUSLS100	252.-	ULUSLS120	252.-
<i>Light source: LED 2,5W, 2100-6500K, 315lm</i>		<i>Light source: LED 5W, 2100-6500K, 603lm</i>		<i>Light source: LED 5W, 2100-6500K, 593lm</i>		<i>Light source: LED 5,2W, 2100-6500K, 647lm</i>		<i>Light source: LED 5,2W, 2100-6500K, 647lm</i>	

**Push open (not for fronts with integrated handle)**

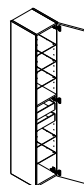
Article no.	Price £	Article no.	Price £	Article no.	Price £	Article no.	Price £	Article no.	Price £
PO2SK	164.-	PO2SK	164.-	PO2SK	164.-	PO2SK	164.-	PO2SK	164.-



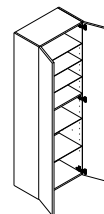
**URBAN  
TALL CABINETS**



**VERSION A**  
1 wooden shelf  
5 glass shelves

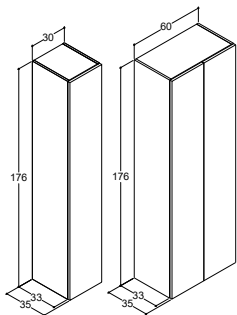


**VERSION B**  
1 wooden shelf  
5 glass shelves  
2 trays



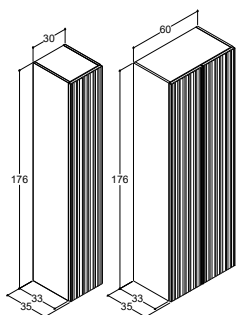
**VERSION A**  
1 wooden shelf  
5 glass shelves

**176CM TALL CABINETS**



**Plain front**

- White matt
- Grey matt
- Warm oak
- Natural oak
- Brown oak
- Black oak
- Bespoke colour\*



**Fluted front**

- White matt
- Bespoke colour\*

\*Start-up fee per bespoke colour. One-off surcharge per bespoke colour regardless number of products

30CM - VERSION A				30CM - VERSION B				60CM - VERSION A	
LEFT HAND HINGED		RIGHT HAND HINGED		LEFT HAND HINGED		RIGHT HAND HINGED		DOUBLE DOOR	
Article no.	Price £	Article no.	Price £	Article no.	Price £	Article no.	Price £	Article no.	Price £
U45-1210	659.-	U45-1110	659.-	U46-1210	819.-	U46-1110	819.-	U50-1010	1,022.-
U45-1203	659.-	U45-1103	659.-	U46-1203	819.-	U46-1103	819.-	U50-1003	1,022.-
U45-1255	659.-	U45-1155	659.-	U46-1255	819.-	U46-1155	819.-	U50-1055	1,022.-
U45-1249	659.-	U45-1149	659.-	U46-1249	819.-	U46-1149	819.-	U50-1049	1,022.-
U45-1252	659.-	U45-1152	659.-	U46-1252	819.-	U46-1152	819.-	U50-1052	1,022.-
U45-1250	659.-	U45-1150	659.-	U46-1250	819.-	U46-1150	819.-	U50-1050	1,022.-
U45-1299	1,048.-	U45-1199	1,048.-	U46-1299	1,207.-	U46-1199	1,207.-	U50-1099	1,625.-
U45-9210	738.-	U45-9110	738.-	U46-9210	898.-	U46-9110	898.-	U50-9010	1,145.-
U45-9299	1,100.-	U45-9199	1,100.-	U46-9299	1,260.-	U46-9199	1,260.-	U50-9099	1,707.-
B12	189.-	B12	189.-	B12	189.-	B12	189.-	B12	189.-

**ACCESSORIES - FITTED/PACKED**

**LED lighting**

- internal lighting fitted opposite hinge (IP21)



LI30-40 252.-  
*Light source: LED 6,3W, 3150K, 781lm*

LI30-40 252.-  
*Light source: LED 6,3W, 3150K, 781lm*

LI30-40 252.-  
*Light source: LED 6,3W, 3150K, 781lm*

LI30-40 252.-  
*Light source: LED 6,3W, 3150K, 781lm*

LI60 376.-  
*Light source: LED 2x6,3, 3150K, 2x781lm*

- downlight to floor (IP44)



ULHS30 252.-  
*Light source: LED 4,2W, 3150K, 530lm*

ULHS30 252.-  
*Light source: LED 4,2W, 3150K, 530lm*

ULHS30 252.-  
*Light source: LED 4,2W, 3150K, 530lm*

ULHS30 252.-  
*Light source: LED 4,2W, 3150K, 530lm*

ULHS60 252.-  
*Light source: LED 5,1W, 3150K, 680lm*

- downlight to floor + wireless lighting control (IP44).NB! Requires a constant electrical feed to the vanity downlight as well as a mirror solution with wireless lighting control and an external switch or a remote control for wireless lighting control



ULHSL30 252.-  
*Light source: LED 2,5W, 2100-6500K, 315lm*

ULHSL30 252.-  
*Light source: LED 2,5W, 2100-6500K, 315lm*

ULHSL30 252.-  
*Light source: LED 2,5W, 2100-6500K, 315lm*

ULHSL30 252.-  
*Light source: LED 2,5W, 2100-6500K, 315lm*

ULHSL60 252.-  
*Light source: LED 5W, 2100-6500K, 603lm*

**Push open**

PO30-40 0.-

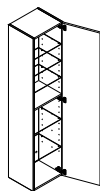
PO30-40 0.-

PO30-40 0.-

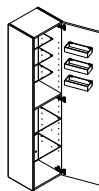
PO30-40 0.-

PO60 0.-

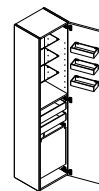
**URBAN TALL CABINETS**



**VERSION A**  
1 wooden shelf  
5 glass shelves

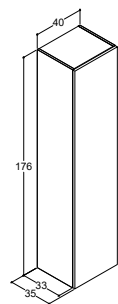


**VERSION B**  
1 wooden shelf  
3 small glass shelves  
3 wooden trays for door  
2 glass shelves



**VERSION C**  
1 wooden shelf  
3 small glass shelves  
3 wooden trays for door  
2 trays  
1 laundry basket

**176CM TALL CABINETS**

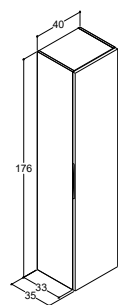


**Plain front**

White matt
Grey matt
Warm oak
Natural oak
Brown oak
Black oak
Bespoke colour*

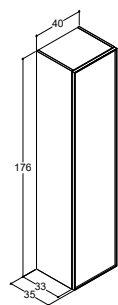
**Integrated handle, rubber lacquer**

White matt
Bespoke colour*



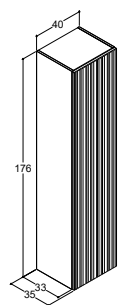
**Black frame**

White matt
Grey matt
Warm oak
Natural oak
Brown oak
Black oak
Bespoke colour*



**Fluted front**

White matt
Bespoke colour*



40CM - VERSION A				40CM - VERSION B				40CM - VERSION C			
LEFT HAND HINGED		RIGHT HAND HINGED		LEFT HAND HINGED		RIGHT HAND HINGED		LEFT HAND HINGED		RIGHT HAND HINGED	
Article no.	Price £	Article no.	Price £	Article no.	Price £	Article no.	Price £	Article no.	Price £	Article no.	Price £
U47-1210	756.-	U47-1110	756.-	U48-1210	940.-	U48-1110	940.-	U49-1210	1,172.-	U49-1110	1,172.-
U47-1203	756.-	U47-1103	756.-	U48-1203	940.-	U48-1103	940.-	U49-1203	1,172.-	U49-1103	1,172.-
U47-1255	756.-	U47-1155	756.-	U48-1255	940.-	U48-1155	940.-	U49-1255	1,172.-	U49-1155	1,172.-
U47-1249	756.-	U47-1149	756.-	U48-1249	940.-	U48-1149	940.-	U49-1249	1,172.-	U49-1149	1,172.-
U47-1252	756.-	U47-1152	756.-	U48-1252	940.-	U48-1152	940.-	U49-1252	1,172.-	U49-1152	1,172.-
U47-1250	756.-	U47-1150	756.-	U48-1250	940.-	U48-1150	940.-	U49-1250	1,172.-	U49-1150	1,172.-
U47-1299	1,203.-	U47-1199	1,203.-	U48-1299	1,387.-	U48-1199	1,387.-	U49-1299	1,618.-	U49-1199	1,618.-
U47-2271	1,203.-	U47-2171	1,203.-	U48-2271	1,387.-	U48-2171	1,387.-	U49-2271	1,618.-	U49-2171	1,618.-
U47-2299	1,507.-	U47-2199	1,507.-	U48-2299	1,690.-	U48-2199	1,690.-	U49-2299	1,922.-	U49-2199	1,922.-
U47-8210	1,203.-	U47-8110	1,203.-	-	-	-	-	-	-	-	-
U47-8203	1,203.-	U47-8103	1,203.-	-	-	-	-	-	-	-	-
U47-8255	1,203.-	U47-8155	1,203.-	-	-	-	-	-	-	-	-
U47-8249	1,203.-	U47-8149	1,203.-	-	-	-	-	-	-	-	-
U47-8252	1,203.-	U47-8152	1,203.-	-	-	-	-	-	-	-	-
U47-8250	1,203.-	U47-8150	1,203.-	-	-	-	-	-	-	-	-
U47-8299	1,507.-	U47-8199	1,507.-	-	-	-	-	-	-	-	-
U47-9210	848.-	U47-9110	848.-	U48-9210	1,031.-	U48-9110	1,031.-	U49-9210	1,263.-	U49-9110	1,263.-
U47-9299	1,264.-	U47-9199	1,264.-	U48-9299	1,447.-	U48-9199	1,447.-	U49-9299	1,679.-	U49-9199	1,679.-
B12	189.-	B12	189.-	B12	189.-	B12	189.-	B12	189.-	B12	189.-

\*Start-up fee per bespoke colour.  
One-off surcharge per bespoke colour regardless number of products

**ACCESSORIES - FITTED/PACKED**

**LED lighting**

- internal lighting fitted opposite hinge (IP21)

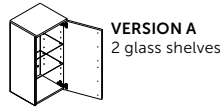


Article no.	Price £	Article no.	Price £	Article no.	Price £	Article no.	Price £	Article no.	Price £	Article no.	Price £
LI30-40	252.-	LI30-40	252.-	LI30-40	252.-	LI30-40	252.-	LI30-40	252.-	LI30-40	252.-
Light source: LED 6,3W, 3150K, 781lm											
ULHS40	252.-	ULHS40	252.-	ULHS40	252.-	ULHS40	252.-	ULHS40	252.-	ULHS40	252.-
Light source: LED 4,2W, 3150K, 530lm											
ULHLS40	252.-	ULHLS40	252.-	ULHLS40	252.-	ULHLS40	252.-	ULHLS40	252.-	ULHLS40	252.-
Light source: LED 2,5W, 2100-6500K, 315lm											
PO30-40	0.-	PO30-40	0.-	PO30-40	0.-	PO30-40	0.-	PO30-40	0.-	PO30-40	0.-

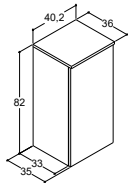
**Push open**  
(not for integrated handle)

\*\* NB! Requires a constant electrical feed to the vanity downlight as well as a mirror solution with wireless lighting control and an external switch or a remote control for wireless lighting control

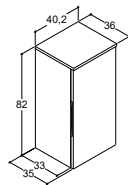
**BASE CABINETS**



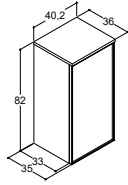
**BASE CABINETS WITH 1 DOOR AND WORKTOP**



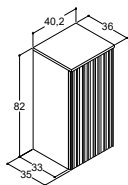
Plain front	
	White matt
	Grey matt
	Warm oak
	Natural oak
	Brown oak
	Black oak
	Bespoke colour*



Integrated handle, rubber lacquer	
	White matt
	Bespoke colour*



Black frame	
	White matt
	Grey matt
	Warm oak
	Natural oak
	Brown oak
	Black oak
	Bespoke colour*



Fluted front	
	White matt
	Bespoke colour*

\*Start-up fee per bespoke colour. One-off surcharge per bespoke colour regardless number of products

**40CM - VERSION A**

LEFT HAND HINGED		RIGHT HAND HINGED	
Article no.	Price £	Article no.	Price £
U43-1210	457.-	U43-1110	457.-
U43-1203	457.-	U43-1103	457.-
U43-1255	457.-	U43-1155	457.-
U43-1249	457.-	U43-1149	457.-
U43-1252	457.-	U43-1152	457.-
U43-1250	457.-	U43-1150	457.-
U43-1299	708.-	U43-1199	708.-
U43-2271	708.-	U43-2171	708.-
U43-2299	831.-	U43-2199	831.-
U43-8210	708.-	U43-8110	708.-
U43-8203	708.-	U43-8103	708.-
U43-8255	708.-	U43-8155	708.-
U43-8249	708.-	U43-8149	708.-
U43-8252	708.-	U43-8152	708.-
U43-8250	708.-	U43-8150	708.-
U43-8299	831.-	U43-8199	831.-
U43-9210	494.-	U43-9110	494.-
U43-9299	742.-	U43-9199	742.-
B12	189.-	B12	189.-

**40CM - VERSION B**

LEFT HAND HINGED		RIGHT HAND HINGED	
Article no.	Price £	Article no.	Price £
U44-1210	608.-	U44-1110	608.-
U44-1203	608.-	U44-1103	608.-
U44-1255	608.-	U44-1155	608.-
U44-1249	608.-	U44-1149	608.-
U44-1252	608.-	U44-1152	608.-
U44-1250	608.-	U44-1150	608.-
U44-1299	859.-	U44-1199	859.-
U44-2271	859.-	U44-2171	859.-
U44-2299	982.-	U44-2199	982.-
U44-8210	859.-	U44-8110	859.-
U44-8203	859.-	U44-8103	859.-
U44-8255	859.-	U44-8155	859.-
U44-8249	859.-	U44-8149	859.-
U44-8252	859.-	U44-8152	859.-
U44-8250	859.-	U44-8150	859.-
U44-8299	982.-	U44-8199	982.-
U44-9210	645.-	U44-9110	645.-
U44-9299	893.-	U44-9199	893.-
B12	189.-	B12	189.-

**ACCESSORIES - FITTED/PACKED**

**LED lighting**

- internal lighting fitted opposite hinge
- downlight to floor (IP44)
- downlight to floor + wireless lighting control (IP44). NB! Requires a constant electrical feed to the vanity downlight as well as a mirror solution with wireless lighting control and an external switch or a remote control for wireless lighting control

Article no.	Price £	Article no.	Price £
LI30-40	252.-	LI30-40	252.-
<i>Light source: LED 6,3W, 3150K, 781lm</i>			
ULUS40	252.-	ULUS40	252.-
<i>Light source: LED 4,2W, 3150K, 530lm</i>			
ULUSLS40	252.-	ULUSLS40	252.-
<i>Light source: LED 2,5W, 2100-6500K, 315lm</i>			

Article no.	Price £	Article no.	Price £
-	-	-	-
ULUS40	252.-	ULUS40	252.-
<i>Light source: LED 4,2W, 3150K, 530lm</i>			
ULUSLS40	252.-	ULUSLS40	252.-
<i>Light source: LED 2,5W, 2100-6500K, 315lm</i>			

**Push open** (not for fronts with integrated handle)

PO30-40	0.-	PO30-40	0.-
---------	-----	---------	-----

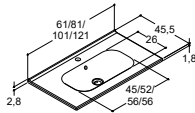
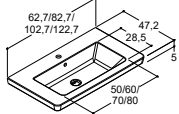
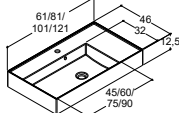
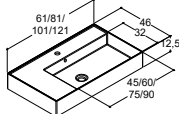
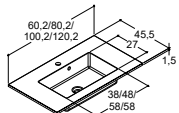
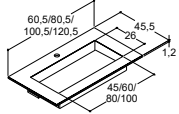
PO30-40	0.-	PO30-40	0.-
---------	-----	---------	-----





# CLASSIC LUNA

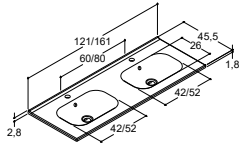
## BASINS FOR CLASSIC VANITY UNITS - DEPTH 44CM

		60CM		80CM		100CM		120CM	
<b>KANTATE</b> 	<b>Sanitary porcelain</b>	<b>Article no.</b>	<b>Price £</b>	<b>Article no.</b>	<b>Price £</b>	<b>Article no.</b>	<b>Price £</b>	<b>Article no.</b>	<b>Price £</b>
	White gloss								
	With tap hole	531906003	422.-	531908003	494.-	531910003	781.-	531912003	848.-
	Without tap hole	531906103	422.-	531908103	494.-	531910103	781.-	531912103	848.-
	With overflow	<i>Tolerance -5/+6mm</i>		<i>Tolerance -5/+8mm</i>		<i>Tolerance -5/+10mm</i>		<i>Tolerance -5/+12mm</i>	
<b>LARGHETTO</b> 	<b>Sanitary porcelain</b>	<b>Article no.</b>	<b>Price £</b>	<b>Article no.</b>	<b>Price £</b>	<b>Article no.</b>	<b>Price £</b>	<b>Article no.</b>	<b>Price £</b>
	White gloss								
	With tap hole	538506003	422.-	538508003	494.-	538510003	781.-	538512003	848.-
	With overflow	<i>Tolerance -5/+6mm</i>		<i>Tolerance -5/+8mm</i>		<i>Tolerance -5/+10mm</i>		<i>Tolerance -5/+12mm</i>	
<b>AZYM, LEFT-HANDED BASIN</b> 	<b>Sanitary porcelain</b>	<b>Article no.</b>	<b>Price £</b>	<b>Article no.</b>	<b>Price £</b>	<b>Article no.</b>	<b>Price £</b>	<b>Article no.</b>	<b>Price £</b>
	White gloss								
	With tap hole	101606303	422.-	101608303	494.-	101610303	708.-	101612303	1,046.-
	With overflow	<i>Tolerance -5/+6mm</i>		<i>Tolerance -5/+8mm</i>		<i>Tolerance -5/+10mm</i>		<i>Tolerance -5/+12mm</i>	
<b>AZYM, RIGHT-HANDED BASIN</b> 	<b>Sanitary porcelain</b>	<b>Article no.</b>	<b>Price £</b>	<b>Article no.</b>	<b>Price £</b>	<b>Article no.</b>	<b>Price £</b>	<b>Article no.</b>	<b>Price £</b>
	White gloss								
	With tap hole	101606203	422.-	101608203	494.-	101610203	708.-	101612203	1,046.-
	With overflow	<i>Tolerance -5/+6mm</i>		<i>Tolerance -5/+8mm</i>		<i>Tolerance -5/+10mm</i>		<i>Tolerance -5/+12mm</i>	
<b>MINORE</b> 	<b>Solid surface</b>	<b>Article no.</b>	<b>Price £</b>	<b>Article no.</b>	<b>Price £</b>	<b>Article no.</b>	<b>Price £</b>	<b>Article no.</b>	<b>Price £</b>
	White matt								
	With tap hole	337106003	686.-	337108003	821.-	337110003	938.-	337112003	1,053.-
	Without tap hole	337106103	686.-	337108103	821.-	337110103	938.-	337112103	1,053.-
	With overflow	<i>Tolerance -3/+3mm</i>		<i>Tolerance -3/+3mm</i>		<i>Tolerance -3/+3mm</i>		<i>Tolerance -3/+3mm</i>	
<b>ANGULAR</b> 	<b>Silestone®</b>	<b>Article no.</b>	<b>Price £</b>	<b>Article no.</b>	<b>Price £</b>	<b>Article no.</b>	<b>Price £</b>	<b>Article no.</b>	<b>Price £</b>
	Blanco Zeus	338806111	1,626.-	338808111	1,716.-	338810111	1,758.-	338812111	1,826.-
	Eternal Statuario	338806112	1,626.-	338808112	1,716.-	338810112	1,758.-	338812112	1,826.-
	Desert Silver	338806113	1,626.-	338808113	1,716.-	338810113	1,758.-	338812113	1,826.-
	Calypso	338806114	1,626.-	338808114	1,716.-	338810114	1,758.-	338812114	1,826.-
	Charcoal Soapstone	338806115	1,626.-	338808115	1,716.-	338810115	1,758.-	338812115	1,826.-
	Eternal Marquina	338806116	1,626.-	338808116	1,716.-	338810116	1,758.-	338812116	1,826.-
	<b>Dekton®</b>								
	Trilium	338806117	1,626.-	338808117	1,716.-	338810117	1,758.-	338812117	1,826.-
		<i>Tolerance -1/+1mm</i>		<i>Tolerance -1/+1mm</i>		<i>Tolerance -1/+1mm</i>		<i>Tolerance -1/+1mm</i>	

Angular:  
 Non-stock items - lead time 7 weeks  
 With tap hole and without overflow. NB! See product information.  
 For basins without tap hole - see the section on made to measure basins.

## DOUBLE BASINS FOR CLASSIC VANITY UNITS - DEPTH 44CM

### KANTATE



#### Sanitary porcelain

- White gloss
- With tap hole
- Without tap hole
- With overflow

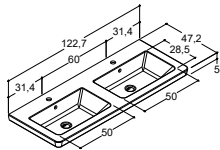
#### 120CM

Article no.	Price £
531922003	1,017.-
531922103	1,017.-
<i>Tolerance -5/+12mm</i>	

#### 160CM

Article no.	Price £
531926003	1,372.-
531926103	1,372.-
<i>Tolerance -5/+16mm</i>	

### LARGHETTO



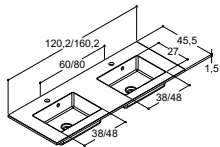
#### Sanitary porcelain

- White gloss
- With tap hole
- With overflow

Article no.	Price £
538512203	1,017.-
<i>Tolerance: -5/+12mm</i>	

Article no.	Price £
-	-

### MINORE



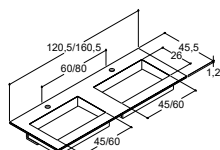
#### Solid surface

- White matt
- With tap hole
- Without tap hole
- With overflow

Article no.	Price £
337112203	1,240.-
337112303	1,240.-
<i>Tolerance -3/+3mm</i>	

Article no.	Price £
337116203	1,487.-
337116303	1,487.-
<i>Tolerance -3/+3mm</i>	

### ANGULAR



#### Silestone®

- Blanco Zeus
- Eternal Statuario
- Desert Silver
- Calypso
- Charcoal Soapstone
- Eternal Marquina

Article no.	Price £
338812211	2,758.-
338812212	2,758.-
338812213	2,758.-
338812214	2,758.-
338812215	2,758.-
338812216	2,758.-
<i>Tolerance -1/+1mm</i>	

Article no.	Price £
338816211	2,907.-
338816212	2,907.-
338816213	2,907.-
338816214	2,907.-
338816215	2,907.-
338816216	2,907.-
<i>Tolerance -1/+1mm</i>	

#### Dekton®

- Trilium

Article no.	Price £
338812217	2,758.-
<i>Tolerance -1/+1mm</i>	

Article no.	Price £
338816217	2,907.-
<i>Tolerance -1/+1mm</i>	

Angular:

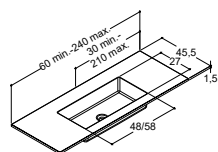
Non-stock items - lead time 7 weeks

With tap hole and without overflow. NB! See product information.

For basins without tap hole - see the section on made to measure basins.

**MADE TO MEASURE BASINS FOR CLASSIC VANITY UNITS - DEPTH 44CM**

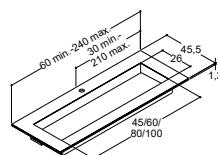
**MINORE**



	60-79CM		80-99CM		100-119CM		120-139CM		140-159CM	
<b>Solid surface</b>	<b>Article no.</b>	<b>Price £</b>	<b>Article no.</b>	<b>Price £</b>	<b>Article no.</b>	<b>Price £</b>	<b>Article no.</b>	<b>Price £</b>	<b>Article no.</b>	<b>Price £</b>
White matt	337806403	1,024.-	337808403	1,171.-	337810403	1,318.-	337812403	1,464.-	337814403	1,611.-
	Tolerance -3/+3mm		Tolerance -3/+3mm		Tolerance -3/+3mm		Tolerance -3/+3mm		Tolerance -3/+3mm	
	160-179CM		180-199CM		200-219CM		220-240CM			
<b>Solid surface</b>	<b>Article no.</b>	<b>Price £</b>	<b>Article no.</b>	<b>Price £</b>	<b>Article no.</b>	<b>Price £</b>	<b>Article no.</b>	<b>Price £</b>		
White matt	337816403	1,754.-	337818403	1,901.-	337820403	2,047.-	337822403	2,193.-		
	Tolerance -3/+3mm		Tolerance -3/+3mm		Tolerance -3/+3mm		Tolerance -3/+3mm			

Non-stock items - lead time 7 weeks  
 NB! Bowl available in 2 widths. Larger bowl only available on 80cm and above.  
 Can be ordered with or without tap hole and with or without overflow.  
 Can be installed with concealed overflow kit or a waste with automatic opening.  
 Infill panels can be purchased if required.  
 Please complete online order form at [dansani.co.uk/made-to-measure-order-forms](https://dansani.co.uk/made-to-measure-order-forms)

**ANGULAR**

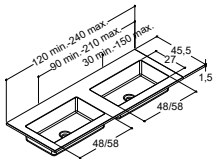


	60-79CM		80-99CM		100-119CM		120-139CM		140-159CM	
<b>Silestone®</b>	<b>Article no.</b>	<b>Price £</b>	<b>Article no.</b>	<b>Price £</b>	<b>Article no.</b>	<b>Price £</b>	<b>Article no.</b>	<b>Price £</b>	<b>Article no.</b>	<b>Price £</b>
Blanco Zeus	338806411	1,626.-	338808411	1,716.-	338810411	1,758.-	338812411	1,826.-	338814411	1,894.-
Eternal Statuario	338806412	1,626.-	338808412	1,716.-	338810412	1,758.-	338812412	1,826.-	338814412	1,894.-
Desert Silver	338806413	1,626.-	338808413	1,716.-	338810413	1,758.-	338812413	1,826.-	338814413	1,894.-
Calypso	338806414	1,626.-	338808414	1,716.-	338810414	1,758.-	338812414	1,826.-	338814414	1,894.-
Charcoal Soapstone	338806415	1,626.-	338808415	1,716.-	338810415	1,758.-	338812415	1,826.-	338814415	1,894.-
Eternal Marquina	338806416	1,626.-	338808416	1,716.-	338810416	1,758.-	338812416	1,826.-	338814416	1,894.-
<b>Dekton®</b>	<b>Article no.</b>	<b>Price £</b>	<b>Article no.</b>	<b>Price £</b>	<b>Article no.</b>	<b>Price £</b>	<b>Article no.</b>	<b>Price £</b>	<b>Article no.</b>	<b>Price £</b>
Trilium	338806417	1,626.-	338808417	1,716.-	338810417	1,758.-	338812417	1,826.-	338814417	1,894.-
	Tolerance -1/+1mm		Tolerance -1/+1mm		Tolerance -1/+1mm		Tolerance -1/+1mm		Tolerance -1/+1mm	
	160-179CM		180-199CM		200-219CM		220-240CM			
<b>Silestone®</b>	<b>Article no.</b>	<b>Price £</b>	<b>Article no.</b>	<b>Price £</b>	<b>Article no.</b>	<b>Price £</b>	<b>Article no.</b>	<b>Price £</b>		
Blanco Zeus	338816411	1,975.-	338818411	2,058.-	338820411	2,145.-	338822411	2,229.-		
Eternal Statuario	338816412	1,975.-	338818412	2,058.-	338820412	2,145.-	338822412	2,229.-		
Desert Silver	338816413	1,975.-	338818413	2,058.-	338820413	2,145.-	338822413	2,229.-		
Calypso	338816414	1,975.-	338818414	2,058.-	338820414	2,145.-	338822414	2,229.-		
Charcoal Soapstone	338816415	1,975.-	338818415	2,058.-	338820415	2,145.-	338822415	2,229.-		
Eternal Marquina	338816416	1,975.-	338818416	2,058.-	338820416	2,145.-	338822416	2,229.-		
<b>Dekton®</b>	<b>Article no.</b>	<b>Price £</b>	<b>Article no.</b>	<b>Price £</b>	<b>Article no.</b>	<b>Price £</b>	<b>Article no.</b>	<b>Price £</b>		
Trilium	338816417	1,975.-	338818417	2,058.-	338820417	2,145.-	338822417	2,229.-		
	Tolerance -1/+1mm		Tolerance -1/+1mm		Tolerance -1/+1mm		Tolerance -1/+1mm			

Non-stock items - lead time 7 weeks  
 Can be ordered with or without tap hole.  
 Without overflow. NB! See product information.  
 Infill panels can be purchased if required.  
 Please complete online order form at [dansani.co.uk/made-to-measure-order-forms](https://dansani.co.uk/made-to-measure-order-forms)

**MADE TO MEASURE DOUBLE BASINS FOR CLASSIC VANITY UNITS - DEPTH 44CM**

**MINORE**



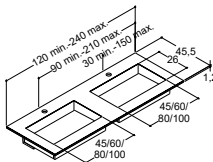
	120-139CM		140-159CM		160-179CM		180-199CM		200-219CM	
<b>Solid surface</b>	<b>Article no.</b>	<b>Price £</b>	<b>Article no.</b>	<b>Price £</b>	<b>Article no.</b>	<b>Price £</b>	<b>Article no.</b>	<b>Price £</b>	<b>Article no.</b>	<b>Price £</b>
White matt	337812503	1,975.-	337814503	2,123.-	337816503	2,267.-	337818503	2,414.-	337820503	2,561.-
	Tolerance -3/+3mm		Tolerance -3/+3mm		Tolerance -3/+3mm		Tolerance -3/+3mm		Tolerance -3/+3mm	

**220-240CM**

<b>Solid surface</b>	<b>Article no.</b>	<b>Price £</b>
White matt	337822503	2,707.-
	Tolerance -3/+3mm	

Non-stock items - lead time 7 weeks  
 NB! Bowl available in 2 widths. Larger bowl only available on 160cm and above.  
 Can be ordered with or without tap hole and with or without overflow.  
 Can be installed with concealed overflow kit or a waste with automatic opening.  
 Infill panels can be purchased if required.  
 Please complete online order form at [dansani.co.uk/made-to-measure-order-forms](https://dansani.co.uk/made-to-measure-order-forms)

**ANGULAR**



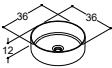
	120-139CM		140-159CM		160-179CM		180-199CM		200-219CM	
<b>Silestone®</b>	<b>Article no.</b>	<b>Price £</b>	<b>Article no.</b>	<b>Price £</b>	<b>Article no.</b>	<b>Price £</b>	<b>Article no.</b>	<b>Price £</b>	<b>Article no.</b>	<b>Price £</b>
Blanco Zeus	338812511	2,758.-	338814511	2,826.-	338816511	2,907.-	338818511	2,991.-	338820511	3,076.-
Eternal Statuario	338812512	2,758.-	338814512	2,826.-	338816512	2,907.-	338818512	2,991.-	338820512	3,076.-
Desert Silver	338812513	2,758.-	338814513	2,826.-	338816513	2,907.-	338818513	2,991.-	338820513	3,076.-
Calypso	338812514	2,758.-	338814514	2,826.-	338816514	2,907.-	338818514	2,991.-	338820514	3,076.-
Charcoal Soapstone	338812515	2,758.-	338814515	2,826.-	338816515	2,907.-	338818515	2,991.-	338820515	3,076.-
Eternal Marquina	338812516	2,758.-	338814516	2,826.-	338816516	2,907.-	338818516	2,991.-	338820516	3,076.-
<b>Dekton®</b>	<b>Article no.</b>	<b>Price £</b>	<b>Article no.</b>	<b>Price £</b>	<b>Article no.</b>	<b>Price £</b>	<b>Article no.</b>	<b>Price £</b>	<b>Article no.</b>	<b>Price £</b>
Trilium	338812517	2,758.-	338814517	2,826.-	338816517	2,907.-	338818517	2,991.-	338820517	3,076.-
	Tolerance -1/+1mm		Tolerance -1/+1mm		Tolerance -1/+1mm		Tolerance -1/+1mm		Tolerance -1/+1mm	


**220-240CM**

<b>Silestone®</b>	<b>Article no.</b>	<b>Price £</b>
Blanco Zeus	338822511	3,162.-
Eternal Statuario	338822512	3,162.-
Desert Silver	338822513	3,162.-
Calypso	338822514	3,162.-
Charcoal Soapstone	338822515	3,162.-
Eternal Marquina	338822516	3,162.-
<b>Dekton®</b>	<b>Article no.</b>	<b>Price £</b>
Trilium	338822517	3,162.-
	Tolerance -1/+1mm	

Non-stock items - lead time 7 weeks  
 Can be ordered with or without tap hole.  
 Without overflow. NB! See product information.  
 Infill panels can be purchased if required.  
 Please complete online order form at [dansani.co.uk/made-to-measure-order-forms](https://dansani.co.uk/made-to-measure-order-forms)

**COUNTERTOP BASINS FOR WORKTOPS AND CLASSIC VANITY UNITS - DEPTH 44CM**

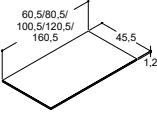
		36CM		46CM		50CM	
<b>CIRCLE</b> 	<b>Sanitary porcelain</b>	<b>Article no.</b>	<b>Price £</b>	<b>Article no.</b>	<b>Price £</b>	<b>Article no.</b>	<b>Price £</b>
	White gloss						
	Without tap hole	101205003	299.-	-	-	-	-
	Without overflow						
NB! See product information.							

		36CM		46CM		50CM	
<b>STADIUM</b> 	<b>Sanitary porcelain</b>	<b>Article no.</b>	<b>Price £</b>	<b>Article no.</b>	<b>Price £</b>	<b>Article no.</b>	<b>Price £</b>
	White gloss						
	Without tap hole	-	-	101105003	299.-	-	-
	Without overflow						
NB! See product information.							

		36CM		46CM		50CM	
<b>CUBE</b> 	<b>Sanitary porcelain</b>	<b>Article no.</b>	<b>Price £</b>	<b>Article no.</b>	<b>Price £</b>	<b>Article no.</b>	<b>Price £</b>
	White gloss						
	With tap hole	-	-	-	-	101305003	299.-
	With overflow						


**WORKTOPS**

NB! ORDER CUT-OUTS IF USING COUNTERTOP BASINS

		60CM		80CM		100CM		120CM		160CM		
<b>SILESTONE® WORKTOPS</b> 	<b>Colour</b>	<b>Article no.</b>	<b>Price £</b>	<b>Article no.</b>	<b>Price £</b>	<b>Article no.</b>	<b>Price £</b>	<b>Article no.</b>	<b>Price £</b>	<b>Article no.</b>	<b>Price £</b>	
	Blanco Zeus	B11-11	468.-	B12-11	563.-	B13-11	643.-	B14-11	721.-	B15-11	878.-	
	Eternal Statuario	B11-12	468.-	B12-12	563.-	B13-12	643.-	B14-12	721.-	B15-12	878.-	
	Desert Silver*	B11-13	468.-	B12-13	563.-	B13-13	643.-	B14-13	721.-	B15-13	878.-	
	Calypso*	B11-14	468.-	B12-14	563.-	B13-14	643.-	B14-14	721.-	B15-14	878.-	
	Charcoal Soapstone*	B11-15	468.-	B12-15	563.-	B13-15	643.-	B14-15	721.-	B15-15	878.-	
	Eternal Marquina	B11-16	468.-	B12-16	563.-	B13-16	643.-	B14-16	721.-	B15-16	878.-	
	<b>Dekton®</b>											
	Trilium*	B11-17	468.-	B12-17	563.-	B13-17	643.-	B14-17	721.-	B15-17	878.-	

\*Non-stock items - lead time 7 weeks

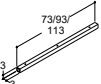
**LAMINATE WORKTOPS**

		60CM		80CM		100CM		120CM		160CM	
	<b>Colour</b>	<b>Article no.</b>	<b>Price £</b>	<b>Article no.</b>	<b>Price £</b>	<b>Article no.</b>	<b>Price £</b>	<b>Article no.</b>	<b>Price £</b>	<b>Article no.</b>	<b>Price £</b>
	White matt	B01-10	179.-	B02-10	204.-	B03-10	239.-	B04-10	257.-	B05-10	400.-
	Natural oak	B01-49	179.-	B02-49	204.-	B03-49	239.-	B04-49	257.-	B05-49	400.-
	Brown oak	B01-52	179.-	B02-52	204.-	B03-52	239.-	B04-52	257.-	B05-52	400.-

**CUT-OUT FOR COUNTERTOP BASINS**

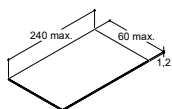
	<b>Article no.</b>	<b>Price £</b>	<b>Article no.</b>	<b>Price £</b>	<b>Article no.</b>	<b>Price £</b>	<b>Article no.</b>	<b>Price £</b>	<b>Article no.</b>	<b>Price £</b>
Circle and Stadium, centre	UDSK-C	0.-	UDSK-C	0.-	UDSK-C	0.-	UDSK-C	0.-	-	-
Circle, Stadium and Cube, centre + tap hole	UDSK-CH	0.-	UDSK-CH	0.-	UDSK-CH	0.-	UDSK-CH	0.-	-	-
Circle and Stadium, right	-	-	-	-	UDSK-R	0.-	UDSK-R	0.-	UDSK-R	0.-
					<i>For 60cm vanity unit + 40cm cabinet</i>		<i>For 60cm vanity unit + 60cm cabinet</i>		<i>For 80cm vanity unit + 80cm cabinet</i>	
Circle, Stadium and Cube, right + tap hole	-	-	-	-	UDSK-RH	0.-	UDSK-RH	0.-	UDSK-RH	0.-
					<i>For 60cm vanity unit + 40cm cabinet</i>		<i>For 60cm vanity unit + 60cm cabinet</i>		<i>For 80cm vanity unit + 80cm cabinet</i>	
Circle and Stadium, left	-	-	-	-	UDSK-L	0.-	UDSK-L	0.-	UDSK-L	0.-
					<i>For 60cm vanity unit + 40cm cabinet</i>		<i>For 60cm vanity unit + 60cm cabinet</i>		<i>For 80cm vanity unit + 80cm cabinet</i>	
Circle, Stadium and Cube, left + tap hole	-	-	-	-	UDSK-LH	0.-	UDSK-LH	0.-	UDSK-LH	0.-
					<i>For 60cm vanity unit + 40cm cabinet</i>		<i>For 60cm vanity unit + 60cm cabinet</i>		<i>For 80cm vanity unit + 80cm cabinet</i>	
Circle and Stadium, double	-	-	-	-	-	-	UDSK-D	0.-	UDSK-D	0.-
							<i>For 2 x 60cm vanity unit</i>		<i>For 2 x 80cm vanity unit</i>	
Circle, Stadium and Cube, double + tap holes	-	-	-	-	-	-	UDSK-DH	0.-	UDSK-DH	0.-
							<i>For 2 x 60cm vanity unit</i>		<i>For 2 x 80cm vanity unit</i>	

**ACCESSORIES**

	<b>Article no.</b>	<b>Price £</b>	<b>Article no.</b>	<b>Price £</b>	<b>Article no.</b>	<b>Price £</b>	<b>Article no.</b>	<b>Price £</b>	<b>Article no.</b>	<b>Price £</b>
4 fixing brackets for laminate worktops, steel	195050590	15.-	195050590	15.-	195050590	15.-	195050590	15.-	195050590	15.-
			CT-06	47.-	CT-07	55.-	CT-08	58.-	-	-

**MADE TO MEASURE WORKTOPS**  
NB! ORDER CUT-OUTS IF USING COUNTERTOP BASINS

**SILESTONE® MADE TO MEASURE WORKTOPS**

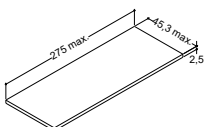


Colour
Blanco Zeus
Eternal Statuario
Desert Silver
Calypso
Charcoal Soapstone
Eternal Marquina
Dekton®
Trilium

0-240/275 CM	
Article no.	Price £
	Please enquire for price
	Please enquire for price
	Please enquire for price
	Please enquire for price
	Please enquire for price
	Please enquire for price
	Please enquire for price
	Please enquire for price

Can be made to measure. Please send drawing with accurate dimensions.  
Width: 0-240cm / Depth: 10-60cm

**LAMINATE MADE TO MEASURE WORKTOPS**



Colour
White matt
Natural oak
Brown oak

Article no.	Price £
	Please enquire for price
	Please enquire for price
	Please enquire for price

Can be made to measure. Please send drawing with accurate dimensions.  
Width: 0-275 cm / Depth: 10-45,3 cm

**ACCESSORIES FOR LAMINATE WORKTOPS**

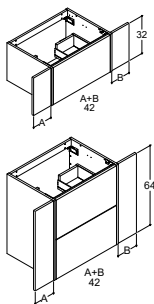
4 fixing brackets for laminate worktops, steel



Article no.	Price £
195050590	15.-

**CLASSIC INFILL PANELS FOR MADE TO MEASURE BASINS AND WORKTOPS**

**INFILL PANELS - WIDTH 42CM**



Colour
White matt
Natural oak
Brown oak
Light oak
Oak noir
Bespoke colour*

\*Start-up fee per bespoke colour.  
One-off surcharge per bespoke colour regardless number of products

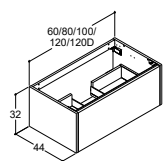
H 32CM	
Article no.	Price £
TSY-324210	126.-
TSY-324249	126.-
TSY-324252	126.-
TSY-324278	187.-
TSY-324244	187.-
TSY-324299	187.-
BI2	189.-

H 64CM	
Article no.	Price £
TSY-644210	126.-
TSY-644249	126.-
TSY-644252	126.-
TSY-644278	187.-
TSY-644244	187.-
TSY-644299	187.-
BI2	189.-

**CLASSIC VANITY UNITS - DEPTH 44CM**

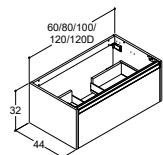
**NB! ORDER 2 VANITY UNITS FOR DOUBLE SOLUTIONS**

**32CM VANITY UNITS WITH 1-DRAWER (CUT-OUT)**



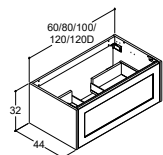
**Plain front**

White matt
Natural oak
Brown oak
Sand matt
Light blue matt
White matt, fluted front
Sand matt, fluted front
Light blue matt, fluted front
Bespoke colour*



**Integrated handle**

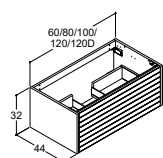
White matt, black handle
Natural oak, black handle
Brown oak, black handle
Bespoke colour*



**Colour sides/Framed front**

White matt/White matt
Natural oak/White matt
Brown oak/White matt
White matt/Bespoke colour*
Natural oak/Bespoke colour*
Brown oak/Bespoke colour*
Bespoke colour*

\*Start-up fee per bespoke colour. One-off surcharge per bespoke colour regardless number of products



**Grooved front**

Light oak
Oak noir

60CM		80CM		100CM		120CM		120CM DOUBLE**	
Article no.	Price £	Article no.	Price £	Article no.	Price £	Article no.	Price £	Article no.	Price £
T01-1010	609.-	T02-1010	735.-	T03-1010	816.-	T04-1010	936.-	T05-1010	936.-
T01-1049	609.-	T02-1049	735.-	T03-1049	816.-	T04-1049	936.-	T05-1049	936.-
T01-1052	609.-	T02-1052	735.-	T03-1052	816.-	T04-1052	936.-	T05-1052	936.-
T01-1034	609.-	T02-1034	735.-	T03-1034	816.-	T04-1034	936.-	T05-1034	936.-
T01-1016	609.-	T02-1016	735.-	T03-1016	816.-	T04-1016	936.-	T05-1016	936.-
T01-N010	609.-	T02-N010	735.-	T03-N010	816.-	T04-N010	936.-	T05-N010	936.-
T01-N034	609.-	T02-N034	735.-	T03-N034	816.-	T04-N034	936.-	T05-N034	936.-
T01-N016	609.-	T02-N016	735.-	T03-N016	816.-	T04-N016	936.-	T05-N016	936.-
T01-1099	821.-	T02-1099	974.-	T03-1099	1,082.-	T04-1099	1,232.-	T05-1099	1,232.-
T01-7010	669.-	T02-7010	805.-	T03-7010	899.-	T04-7010	1,032.-	T05-7010	1,032.-
T01-7049	669.-	T02-7049	805.-	T03-7049	899.-	T04-7049	1,032.-	T05-7049	1,032.-
T01-7052	669.-	T02-7052	805.-	T03-7052	899.-	T04-7052	1,032.-	T05-7052	1,032.-
T01-7099	879.-	T02-7099	1,044.-	T03-7099	1,166.-	T04-7099	1,327.-	T05-7099	1,327.-
T01-3010	669.-	T02-3010	805.-	T03-3010	899.-	T04-3010	1,032.-	T05-3010	1,032.-
T01-3014	669.-	T02-3014	805.-	T03-3014	899.-	T04-3014	1,032.-	T05-3014	1,032.-
T01-3015	669.-	T02-3015	805.-	T03-3015	899.-	T04-3015	1,032.-	T05-3015	1,032.-
T01-3091	792.-	T02-3091	956.-	T03-3091	1,078.-	T04-3091	1,241.-	T05-3091	1,241.-
T01-3092	792.-	T02-3092	956.-	T03-3092	1,078.-	T04-3092	1,241.-	T05-3092	1,241.-
T01-3093	792.-	T02-3093	956.-	T03-3093	1,078.-	T04-3093	1,241.-	T05-3093	1,241.-
T01-3099	879.-	T02-3099	1,044.-	T03-3099	1,166.-	T04-3099	1,327.-	T05-3099	1,327.-
BI2	189.-	BI2	189.-	BI2	189.-	BI2	189.-	BI2	189.-
T01-6078	879.-	T02-6078	1,044.-	T03-6078	1,166.-	T04-6078	1,327.-	T05-6078	1,327.-
T01-6044	879.-	T02-6044	1,044.-	T03-6044	1,166.-	T04-6044	1,327.-	T05-6044	1,327.-

**ACCESSORIES - FITTED/PACKED**

**LED lighting (IP44)**

- in drawer + socket in drawer(1x230V)



LS160-GB 242.-  
Light source: LED 1,9W, 3150K, 175lm

LS180-GB 253.-  
Light source: LED 2,5W, 3150K, 252lm

LS110-GB 268.-  
Light source: LED 3,2W, 3150K, 326lm

LS120-GB 280.-  
Light source: LED 4,1W, 3150K, 416lm

LS120-GB 280.-  
Light source: LED 4,1W, 3150K, 416lm

- downlight to floor + motion sensor



UL60 252.-  
Light source: LED 5,1W, 3150K, 680lm

UL80 252.-  
Light source: LED 6,3W, 3150K, 781lm

UL100 252.-  
Light source: LED 7,3W, 3150K, 912lm

UL120 252.-  
Light source: LED 7,3W, 3150K, 912lm

UL120 252.-  
Light source: LED 7,3W, 3150K, 912lm

- downlight to floor + motion sensor + wireless lighting control. NB! Requires a constant electrical feed to the vanity downlight as well as a mirror solution with wireless lighting control and an external switch or a remote control for wireless lighting control



ULLS60 252.-  
Light source: LED 5W, 2100-6500K, 603lm

ULLS80 252.-  
Light source: LED 5W, 2100-6500K, 593lm

ULLS100 252.-  
Light source: LED 5,2W, 2100-6500K, 647lm

ULLS120 252.-  
Light source: LED 5,2W, 2100-6500K, 647lm

ULLS120 252.-  
Light source: LED 5,2W, 2100-6500K, 647lm

**Push open** (not for fronts with integrated handle)

PO1SK 84.-

PO1SK 84.-

PO1SK 84.-

PO1SK 84.-

PO1SK 84.-

\*\*Vanity units for double basins have 2 waste cut-outs in the drawer



**CLASSIC VANITY UNITS - DEPTH 44CM**  
NB! ORDER 2 VANITY UNITS FOR DOUBLE SOLUTIONS

	60CM	80CM	100CM	120CM	120CM DOUBLE**							
<b>64CM VANITY UNITS WITH 2-DRAWERS (CUT-OUT IN TOP DRAWER)</b>												
	<b>Plain front</b>		<b>Article no.</b>	<b>Price £</b>	<b>Article no.</b>	<b>Price £</b>	<b>Article no.</b>	<b>Price £</b>	<b>Article no.</b>	<b>Price £</b>		
	White matt		T06-1010	937.-	T07-1010	1,131.-	T08-1010	1,254.-	T09-1010	1,441.-	T10-1010	1,441.-
	Natural oak		T06-1049	937.-	T07-1049	1,131.-	T08-1049	1,254.-	T09-1049	1,441.-	T10-1049	1,441.-
	Brown oak		T06-1052	937.-	T07-1052	1,131.-	T08-1052	1,254.-	T09-1052	1,441.-	T10-1052	1,441.-
	Sand matt		T06-1034	937.-	T07-1034	1,131.-	T08-1034	1,254.-	T09-1034	1,441.-	T10-1034	1,441.-
	Light blue matt		T06-1016	937.-	T07-1016	1,131.-	T08-1016	1,254.-	T09-1016	1,441.-	T10-1016	1,441.-
	White matt, fluted front		T06-N010	937.-	T07-N010	1,131.-	T08-N010	1,254.-	T09-N010	1,441.-	T10-N010	1,441.-
	Sand matt, fluted front		T06-N034	937.-	T07-N034	1,131.-	T08-N034	1,254.-	T09-N034	1,441.-	T10-N034	1,441.-
	Light blue matt, fluted front		T06-N016	937.-	T07-N016	1,131.-	T08-N016	1,254.-	T09-N016	1,441.-	T10-N016	1,441.-
	Bespoke colour*		T06-1099	1,238.-	T07-1099	1,451.-	T08-1099	1,595.-	T09-1099	1,804.-	T10-1099	1,804.-
	<b>Integrated handle</b>		<b>Article no.</b>	<b>Price £</b>	<b>Article no.</b>	<b>Price £</b>	<b>Article no.</b>	<b>Price £</b>	<b>Article no.</b>	<b>Price £</b>		
	White matt, black handle		T06-7010	1,026.-	T07-7010	1,237.-	T08-7010	1,378.-	T09-7010	1,581.-	T10-7010	1,581.-
	Natural oak, black handle		T06-7049	1,026.-	T07-7049	1,237.-	T08-7049	1,378.-	T09-7049	1,581.-	T10-7049	1,581.-
	Brown oak, black handle		T06-7052	1,026.-	T07-7052	1,237.-	T08-7052	1,378.-	T09-7052	1,581.-	T10-7052	1,581.-
	Bespoke colour*		T06-7099	1,323.-	T07-7099	1,557.-	T08-7099	1,718.-	T09-7099	1,944.-	T10-7099	1,944.-
	<b>Colour sides/Framed front</b>		<b>Article no.</b>	<b>Price £</b>	<b>Article no.</b>	<b>Price £</b>	<b>Article no.</b>	<b>Price £</b>	<b>Article no.</b>	<b>Price £</b>		
	White matt/White matt		T06-3010	1,026.-	T07-3010	1,237.-	T08-3010	1,378.-	T09-3010	1,581.-	T10-3010	1,581.-
	Natural oak/White matt		T06-3014	1,026.-	T07-3014	1,237.-	T08-3014	1,378.-	T09-3014	1,581.-	T10-3014	1,581.-
	Brown oak/White matt		T06-3015	1,026.-	T07-3015	1,237.-	T08-3015	1,378.-	T09-3015	1,581.-	T10-3015	1,581.-
	White matt/Bespoke colour*		T06-3091	1,185.-	T07-3091	1,415.-	T08-3091	1,577.-	T09-3091	1,804.-	T10-3091	1,804.-
	Natural oak/Bespoke colour*		T06-3092	1,185.-	T07-3092	1,415.-	T08-3092	1,577.-	T09-3092	1,804.-	T10-3092	1,804.-
	Brown oak/Bespoke colour*		T06-3093	1,185.-	T07-3093	1,415.-	T08-3093	1,577.-	T09-3093	1,804.-	T10-3093	1,804.-
	Bespoke colour*		T06-3099	1,323.-	T07-3099	1,557.-	T08-3099	1,718.-	T09-3099	1,944.-	T10-3099	1,944.-
*Start-up fee per bespoke colour. One-off surcharge per bespoke colour regardless number of products		BI2	189.-	BI2	189.-	BI2	189.-	BI2	189.-	BI2	189.-	
	<b>Grooved front</b>		<b>Article no.</b>	<b>Price £</b>	<b>Article no.</b>	<b>Price £</b>	<b>Article no.</b>	<b>Price £</b>	<b>Article no.</b>	<b>Price £</b>		
	Light oak		T06-6078	1,323.-	T07-6078	1,557.-	T08-6078	1,718.-	T09-6078	1,944.-	T10-6078	1,944.-
	Oak noir		T06-6044	1,323.-	T07-6044	1,557.-	T08-6044	1,718.-	T09-6044	1,944.-	T10-6044	1,944.-

**ACCESSORIES - FITTED/PACKED**

**LED lighting (IP44)**

- in 2 drawers + socket in bottom drawer (1x230V)



LS260-GB 308.-  
Light source: LED 2x1,9W, 3150K, 2x175lm

LS280-GB 330.-  
Light source: LED 2x2,5W, 3150K, 2x252lm

LS210-GB 357.-  
Light source: LED 2x3,2W, 3150K, 2x326lm

LS220-GB 383.-  
Light source: LED 2x4,1W, 3150K, 2x416lm

LS220-GB 383.-  
Light source: LED 2x4,1W, 3150K, 2x416lm

- downlight to floor + motion sensor



UL60 252.-  
Light source: LED 5,1W, 3150K, 680lm

UL80 252.-  
Light source: LED 6,3W, 3150K, 781lm

UL100 252.-  
Light source: LED 7,3W, 3150K, 912lm

UL120 252.-  
Light source: LED 7,3W, 3150K, 912lm

UL120 252.-  
Light source: LED 7,3W, 3150K, 912lm

- downlight to floor + motion sensor + wireless lighting control. NB! Requires a constant electrical feed to the vanity downlight as well as a mirror solution with wireless lighting control and an external switch or a remote control for wireless lighting control



ULLS60 252.-  
Light source: LED 5W, 2100-6500K, 603lm

ULLS80 252.-  
Light source: LED 5W, 2100-6500K, 593lm

ULLS100 252.-  
Light source: LED 5,2W, 2100-6500K, 647lm

ULLS120 252.-  
Light source: LED 5,2W, 2100-6500K, 647lm

ULLS120 252.-  
Light source: LED 5,2W, 2100-6500K, 647lm

**Push open** (not for fronts with integrated handle)

PO2SK 164.-

PO2SK 164.-

PO2SK 164.-

PO2SK 164.-

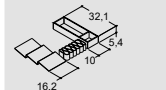
PO2SK 164.-

**ACCESSORIES**

**Interior pack for top drawer**

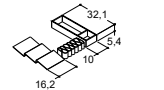
Consists of storage tray, flexible divider and drawer insert  
- Matched to the size of the drawer

SI13 117.-



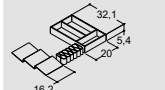
Order 1 pack

SI13 117.-



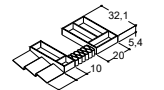
Order 2 packs

SI14 133.-



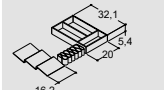
Order 2 packs

SI15 186.-



Order 2 packs

SI14 133.-



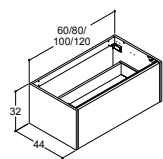
Order 2 packs

Designed for a fitted look

\*\*Vanity units for double basins have 2 waste cut-outs in top drawer

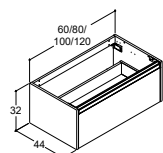
**CLASSIC CABINETS - DEPTH 44CM**

**32CM CABINETS WITH 1 DRAWER (NO CUT-OUT)**



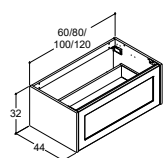
**Plain front**

White matt
Natural oak
Brown oak
Sand matt
Light blue matt
White matt, fluted front
Sand matt, fluted front
Light blue matt, fluted front
Bespoke colour*



**Integrated handle**

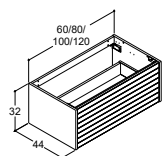
White matt, black handle
Natural oak, black handle
Brown oak, black handle
Bespoke colour*



**Colour sides/Framed front**

White matt/White matt
Natural oak/White matt
Brown oak/White matt
White matt/Bespoke colour*
Natural oak/Bespoke colour*
Brown oak/Bespoke colour*
Bespoke colour*

\*Start-up fee per bespoke colour. One-off surcharge per bespoke colour regardless number of products



**Grooved front**

Light oak
Oak noir

**ACCESSORIES - FITTED/PACKED**

**LED lighting (IP44)**

- in drawer + socket in drawer(1x230V)



- downlight to floor



- downlight to floor + wireless lighting control. NB! Requires a constant electrical feed to the vanity downlight as well as a mirror solution with wireless lighting control and an external switch or a remote control for wireless lighting control

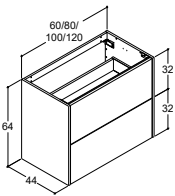


**Push open** (not for fronts with integrated handle)

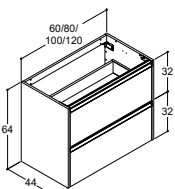
60CM		80CM		100CM		120CM	
Article no.	Price £	Article no.	Price £	Article no.	Price £	Article no.	Price £
T11-1010	609.-	T12-1010	735.-	T13-1010	816.-	T14-1010	936.-
T11-1049	609.-	T12-1049	735.-	T13-1049	816.-	T14-1049	936.-
T11-1052	609.-	T12-1052	735.-	T13-1052	816.-	T14-1052	936.-
T11-1034	609.-	T12-1034	735.-	T13-1034	816.-	T14-1034	936.-
T11-1016	609.-	T12-1016	735.-	T13-1016	816.-	T14-1016	936.-
T11-N010	609.-	T12-N010	735.-	T13-N010	816.-	T14-N010	936.-
T11-N034	609.-	T12-N034	735.-	T13-N034	816.-	T14-N034	936.-
T11-N016	609.-	T12-N016	735.-	T13-N016	816.-	T14-N016	936.-
T11-1099	821.-	T12-1099	974.-	T13-1099	1,082.-	T14-1099	1,232.-
T11-7010	669.-	T12-7010	805.-	T13-7010	899.-	T14-7010	1,032.-
T11-7049	669.-	T12-7049	805.-	T13-7049	899.-	T14-7049	1,032.-
T11-7052	669.-	T12-7052	805.-	T13-7052	899.-	T14-7052	1,032.-
T11-7099	879.-	T12-7099	1,044.-	T13-7099	1,166.-	T14-7099	1,327.-
T11-3010	669.-	T12-3010	805.-	T13-3010	899.-	T14-3010	1,032.-
T11-3014	669.-	T12-3014	805.-	T13-3014	899.-	T14-3014	1,032.-
T11-3015	669.-	T12-3015	805.-	T13-3015	899.-	T14-3015	1,032.-
T11-3091	792.-	T12-3091	956.-	T13-3091	1,078.-	T14-3091	1,241.-
T11-3092	792.-	T12-3092	956.-	T13-3092	1,078.-	T14-3092	1,241.-
T11-3093	792.-	T12-3093	956.-	T13-3093	1,078.-	T14-3093	1,241.-
T11-3099	879.-	T12-3099	1,044.-	T13-3099	1,166.-	T14-3099	1,327.-
BI2	189.-	BI2	189.-	BI2	189.-	BI2	189.-
Article no.	Price £	Article no.	Price £	Article no.	Price £	Article no.	Price £
T11-6078	879.-	T12-6078	1,044.-	T13-6078	1,166.-	T14-6078	1,327.-
T11-6044	879.-	T12-6044	1,044.-	T13-6044	1,166.-	T14-6044	1,327.-
Article no.	Price £	Article no.	Price £	Article no.	Price £	Article no.	Price £
LS160-GB	242.-	LS180-GB	253.-	LS110-GB	268.-	LS120-GB	280.-
<i>Light source: LED 5,1W, 3150K, 680lm</i>							
ULUS60	252.-	ULUS80	252.-	ULUS100	252.-	ULUS120	252.-
<i>Light source: LED 5,1W, 3150K, 680lm</i>							
ULUSLS60	252.-	ULUSLS80	252.-	ULUSLS100	252.-	ULUSLS120	252.-
<i>Light source: LED 5W, 2100-6500K, 603lm</i>							
PO1SK	84.-	PO1SK	84.-	PO1SK	84.-	PO1SK	84.-

## CLASSIC CABINETS - DEPTH 44CM

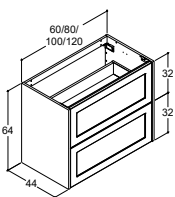
### 64CM CABINETS WITH 2 DRAWERS (NO CUT-OUT)



Plain front	
	White matt
	Natural oak
	Brown oak
	Sand matt
	Light blue matt
	White matt, fluted front
	Sand matt, fluted front
	Light blue matt, fluted front
	Bespoke colour*

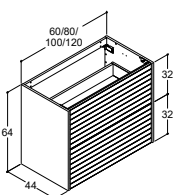


Integrated handle	
	White matt, black handle
	Natural oak, black handle
	Brown oak, black handle
	Bespoke colour*



Colour sides/Framed front	
	White matt/White matt
	Natural oak/White matt
	Brown oak/White matt
	White matt/Bespoke colour*
	Natural oak/Bespoke colour*
	Brown oak/Bespoke colour*
	Bespoke colour*

\*Start-up fee per bespoke colour. One-off surcharge per bespoke colour regardless number of products



Grooved front	
	Light oak
	Oak noir

### ACCESSORIES - FITTED/PACKED

#### LED lighting (IP44)

- in 2 drawers + socket in bottom drawer (1x230V)



- downlight to floor



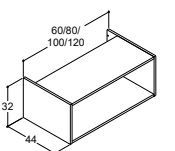
- downlight to floor + wireless lighting control.\*



Push open (not for fronts with integrated handle)

## CLASSIC OPEN UNIT

### OPEN UNIT FOR INSTALLATION UNDER VANITY UNITS AND CABINETS



Colour	
	White matt
	Bespoke colour*

\*Start-up fee per bespoke colour. One-off surcharge per bespoke colour regardless number of products

### ACCESSORIES - FITTED/PACKED

#### LED lighting (IP21 + IP44)

- downlight to floor (IP44) + motion sensor + internal lighting (IP21)



- downlight to floor (IP44) + motion sensor + wireless lighting control + internal lighting (IP21)\*



60CM		80CM		100CM		120CM	
Article no.	Price £	Article no.	Price £	Article no.	Price £	Article no.	Price £
T15-1010	937.-	T16-1010	1,131.-	T17-1010	1,254.-	T18-1010	1,441.-
T15-1049	937.-	T16-1049	1,131.-	T17-1049	1,254.-	T18-1049	1,441.-
T15-1052	937.-	T16-1052	1,131.-	T17-1052	1,254.-	T18-1052	1,441.-
T15-1034	937.-	T16-1034	1,131.-	T17-1034	1,254.-	T18-1034	1,441.-
T15-1016	937.-	T16-1016	1,131.-	T17-1016	1,254.-	T18-1016	1,441.-
T15-N010	937.-	T16-N010	1,131.-	T17-N010	1,254.-	T18-N010	1,441.-
T15-N034	937.-	T16-N034	1,131.-	T17-N034	1,254.-	T18-N034	1,441.-
T15-N016	937.-	T16-N016	1,131.-	T17-N016	1,254.-	T18-N016	1,441.-
T15-1099	1,238.-	T16-1099	1,451.-	T17-1099	1,595.-	T18-1099	1,804.-
T15-7010	1,026.-	T16-7010	1,237.-	T17-7010	1,378.-	T18-7010	1,581.-
T15-7049	1,026.-	T16-7049	1,237.-	T17-7049	1,378.-	T18-7049	1,581.-
T15-7052	1,026.-	T16-7052	1,237.-	T17-7052	1,378.-	T18-7052	1,581.-
T15-7099	1,323.-	T16-7099	1,557.-	T17-7099	1,718.-	T18-7099	1,944.-
T15-3010	1,026.-	T16-3010	1,237.-	T17-3010	1,378.-	T18-3010	1,581.-
T15-3014	1,026.-	T16-3014	1,237.-	T17-3014	1,378.-	T18-3014	1,581.-
T15-3015	1,026.-	T16-3015	1,237.-	T17-3015	1,378.-	T18-3015	1,581.-
T15-3091	1,185.-	T16-3091	1,415.-	T17-3091	1,577.-	T18-3091	1,804.-
T15-3092	1,185.-	T16-3092	1,415.-	T17-3092	1,577.-	T18-3092	1,804.-
T15-3093	1,185.-	T16-3093	1,415.-	T17-3093	1,577.-	T18-3093	1,804.-
T15-3099	1,323.-	T16-3099	1,557.-	T17-3099	1,718.-	T18-3099	1,944.-
BI2	189.-	BI2	189.-	BI2	189.-	BI2	189.-
Article no.	Price £	Article no.	Price £	Article no.	Price £	Article no.	Price £
T15-6078	1,323.-	T16-6078	1,557.-	T17-6078	1,718.-	T18-6078	1,944.-
T15-6044	1,323.-	T16-6044	1,557.-	T17-6044	1,718.-	T18-6044	1,944.-

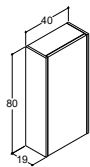
Article no.	Price £	Article no.	Price £	Article no.	Price £	Article no.	Price £
LS260-GB	308.-	LS280-GB	330.-	LS210-GB	357.-	LS220-GB	383.-
<i>Light source: LED 2x1,9W, 3150K, 2x175lm</i>		<i>Light source: LED 2x2,5W, 3150K, 2x252lm</i>		<i>Light source: LED 2x3,2W, 3150K, 2x326lm</i>		<i>Light source: LED 2x4,1W, 3150K, 2x416lm</i>	
ULUS60	252.-	ULUS80	252.-	ULUS100	252.-	ULUS120	252.-
<i>Light source: LED 5,1W, 3150K, 680lm</i>		<i>Light source: LED 6,3W, 3150K, 781lm</i>		<i>Light source: LED 7,3W, 3150K, 912lm</i>		<i>Light source: LED 7,3W, 3150K, 912lm</i>	
ULUSLS60	252.-	ULUSLS80	252.-	ULUSLS100	252.-	ULUSLS120	252.-
<i>Light source: LED 5W, 2100-6500K, 603lm</i>		<i>Light source: LED 5W, 2100-6500K, 593lm</i>		<i>Light source: LED 5,2W, 2100-6500K, 647lm</i>		<i>Light source: LED 5,2W, 2100-6500K, 647lm</i>	
PO2SK	164.-	PO2SK	164.-	PO2SK	164.-	PO2SK	164.-

60CM		80CM		100CM		120CM	
Article no.	Price £	Article no.	Price £	Article no.	Price £	Article no.	Price £
V88-0010	274.-	V89-0010	314.-	V90-0010	346.-	V91-0010	401.-
V88-0099	380.-	V89-0099	433.-	V90-0099	479.-	V91-0099	547.-
BI2	189.-	BI2	189.-	BI2	189.-	BI2	189.-
Article no.	Price £	Article no.	Price £	Article no.	Price £	Article no.	Price £
LIUL60	376.-	LIUL80	376.-	LIUL100	376.-	LIUL120	376.-
<i>Light source: LED 5,1W, 3150K, 680lm</i>		<i>Light source: LED 6,3W, 3150K, 781lm</i>		<i>Light source: LED 7,3W, 3150K, 912lm</i>		<i>Light source: LED 7,3W, 3150K, 912lm</i>	
LIULLS60	376.-	LIULLS80	376.-	LIULLS100	376.-	LIULLS120	376.-
<i>Light source: LED 5W, 2100-6500K, 603lm</i>		<i>Light source: LED 5W, 2100-6500K, 593lm</i>		<i>Light source: LED 5,2W, 2100-6500K, 647lm</i>		<i>Light source: LED 5,2W, 2100-6500K, 647lm</i>	

\*NB! Requires a constant electrical feed to the vanity downlight as well as a mirror solution with wireless lighting control and an external switch or a remote control for wireless lighting control

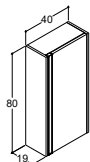
## CLASSIC WALL CABINETS

### WALL CABINETS WITH 2 GLASS SHELVES



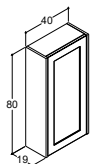
#### Plain front

White matt
Natural oak
Brown oak
Sand matt
Light blue matt
White matt, fluted front
Sand matt, fluted front
Light blue matt, fluted front
Bespoke colour*



#### Integrated handle

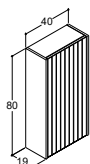
White matt, black handle
Natural oak, black handle
Brown oak, black handle
Bespoke colour*



#### Colour sides/Framed front

White matt/White matt
Natural oak/White matt
Brown oak/White matt
White matt/Bespoke colour*
Natural oak/Bespoke colour*
Brown oak/Bespoke colour*
Bespoke colour*

\*Start-up fee per bespoke colour. One-off surcharge per bespoke colour regardless number of products



#### Grooved front

Light oak
Oak noir

### ACCESSORIES - FITTED/PACKED

#### LED lighting (IP21)

- internal lighting fitted opposite hinge

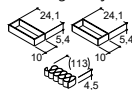


Push open (not for fronts with integrated handle)

### ACCESSORIES

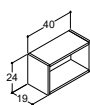
#### Interior pack

2 storage trays and flexible divider



## CLASSIC OPEN SHELF

OPEN SHELF - CAN BE WALL HUNG OR FOR USE WITH WALL CABINETS



#### Colour

White matt
Bespoke colour*

\*Start-up fee per bespoke colour. One-off surcharge per bespoke colour regardless number of products

### 40CM

#### LEFT HAND HINGED

Article no.	Price £	Article no.	Price £
T19-1210	356.-	T19-1110	356.-
T19-1249	356.-	T19-1149	356.-
T19-1252	356.-	T19-1152	356.-
T19-1234	356.-	T19-1134	356.-
T19-1216	356.-	T19-1116	356.-
T19-N210	356.-	T19-N110	356.-
T19-N234	356.-	T19-N134	356.-
T19-N216	356.-	T19-N116	356.-
T19-1299	570.-	T19-1199	570.-
T19-7210	393.-	T19-7110	393.-
T19-7249	393.-	T19-7149	393.-
T19-7252	393.-	T19-7152	393.-
T19-7299	606.-	T19-7199	606.-
T19-3210	393.-	T19-3110	393.-
T19-3214	393.-	T19-3114	393.-
T19-3215	393.-	T19-3115	393.-
T19-3291	518.-	T19-3191	518.-
T19-3292	518.-	T19-3192	518.-
T19-3293	518.-	T19-3193	518.-
T19-3299	606.-	T19-3199	606.-
BI2	189.-	BI2	189.-

#### RIGHT HAND HINGED

Article no.	Price £	Article no.	Price £
T19-1210	356.-	T19-1110	356.-
T19-1249	356.-	T19-1149	356.-
T19-1252	356.-	T19-1152	356.-
T19-1234	356.-	T19-1134	356.-
T19-1216	356.-	T19-1116	356.-
T19-N210	356.-	T19-N110	356.-
T19-N234	356.-	T19-N134	356.-
T19-N216	356.-	T19-N116	356.-
T19-1299	570.-	T19-1199	570.-
T19-7210	393.-	T19-7110	393.-
T19-7249	393.-	T19-7149	393.-
T19-7252	393.-	T19-7152	393.-
T19-7299	606.-	T19-7199	606.-
T19-3210	393.-	T19-3110	393.-
T19-3214	393.-	T19-3114	393.-
T19-3215	393.-	T19-3115	393.-
T19-3291	518.-	T19-3191	518.-
T19-3292	518.-	T19-3192	518.-
T19-3293	518.-	T19-3193	518.-
T19-3299	606.-	T19-3199	606.-
BI2	189.-	BI2	189.-

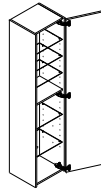
Article no.	Price £	Article no.	Price £
LI30-40	252.-	LI30-40	252.-
<i>Light source: LED 6,3W, 3150K, 781lm</i>			
PO30-40	0.-	PO30-40	0.-

Article no.	Price £	Article no.	Price £
OS3	130.-	OS3	130.-

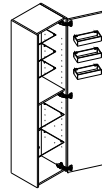
### 40CM

Article no.	Price £
V93-0010	142.-
V93-0099	284.-
BI2	189.-

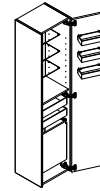
**CLASSIC TALL CABINETS**



**VERSION A**  
1 wooden shelf  
5 glass shelves

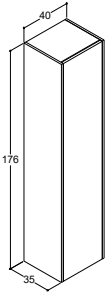


**VERSION B**  
1 wooden shelf  
3 small glass shelves  
3 wooden trays for door  
2 glass shelves



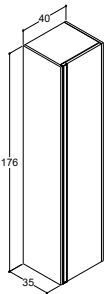
**VERSION C**  
1 wooden shelf  
3 small glass shelves  
3 wooden trays for door  
2 trays  
1 laundry basket

**176CM TALL CABINETS**



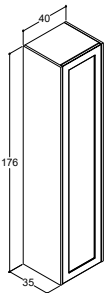
**Plain front**

White matt	T20-1210	756.-	T20-1110	756.-
Natural oak	T20-1249	756.-	T20-1149	756.-
Brown oak	T20-1252	756.-	T20-1152	756.-
Sand matt	T20-1234	756.-	T20-1134	756.-
Light blue matt	T20-1216	756.-	T20-1116	756.-
White matt, fluted front	T20-N210	756.-	T20-N110	756.-
Sand matt, fluted front	T20-N234	756.-	T20-N134	756.-
Light blue matt, fluted front	T20-N216	756.-	T20-N116	756.-
Bespoke colour*	T20-1299	1,173.-	T20-1199	1,173.-



**Integrated handle**

White matt, black handle	T20-7210	848.-	T20-7110	848.-
Natural oak, black handle	T20-7249	848.-	T20-7149	848.-
Brown oak, black handle	T20-7252	848.-	T20-7152	848.-
Bespoke colour*	T20-7299	1,264.-	T20-7199	1,264.-

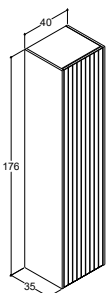


**Colour sides/Framed front**

White matt/White matt	T20-3210	848.-	T20-3110	848.-
Natural oak/White matt	T20-3214	848.-	T20-3114	848.-
Brown oak/White matt	T20-3215	848.-	T20-3115	848.-
White matt/ Bespoke colour*	T20-3291	1,060.-	T20-3191	1,060.-
Natural oak/ Bespoke colour*	T20-3292	1,060.-	T20-3192	1,060.-
Brown oak/ Bespoke colour*	T20-3293	1,060.-	T20-3193	1,060.-
Bespoke colour*	T20-3299	1,264.-	T20-3199	1,264.-

\*Start-up fee per bespoke colour.

One-off surcharge per bespoke colour regardless number of products



**Grooved front**

Light oak	T20-6278	1,264.-	T20-6178	1,264.-
Oak noir	T20-6244	1,264.-	T20-6144	1,264.-

**40CM - VERSION A      40CM - VERSION B      40CM - VERSION C**

**LEFT HAND HINGED    RIGHT HAND HINGED    LEFT HAND HINGED    RIGHT HAND HINGED    LEFT HAND HINGED    RIGHT HAND HINGED**

Article no.	Price £	Article no.	Price £	Article no.	Price £	Article no.	Price £	Article no.	Price £	Article no.	Price £
T21-1210	940.-	T21-1110	940.-	T22-1210	1,172.-	T22-1110	1,172.-				
T21-1249	940.-	T21-1149	940.-	T22-1249	1,172.-	T22-1149	1,172.-				
T21-1252	940.-	T21-1152	940.-	T22-1252	1,172.-	T22-1152	1,172.-				
T21-1234	940.-	T21-1134	940.-	T22-1234	1,172.-	T22-1134	1,172.-				
T21-1216	940.-	T21-1116	940.-	T22-1216	1,172.-	T22-1116	1,172.-				
T21-N210	940.-	T21-N110	940.-	T22-N210	1,172.-	T22-N110	1,172.-				
T21-N234	940.-	T21-N134	940.-	T22-N234	1,172.-	T22-N134	1,172.-				
T21-N216	940.-	T21-N116	940.-	T22-N216	1,172.-	T22-N116	1,172.-				
T21-1299	1,145.-	T21-1199	1,145.-	T22-1299	1,588.-	T22-1199	1,588.-				
T21-7210	1,031.-	T21-7110	1,031.-	T22-7210	1,263.-	T22-7110	1,263.-				
T21-7249	1,031.-	T21-7149	1,031.-	T22-7249	1,263.-	T22-7149	1,263.-				
T21-7252	1,031.-	T21-7152	1,031.-	T22-7252	1,263.-	T22-7152	1,263.-				
T21-7299	1,447.-	T21-7199	1,447.-	T22-7299	1,679.-	T22-7199	1,679.-				
T21-3210	1,031.-	T21-3110	1,031.-	T22-3210	1,263.-	T22-3110	1,263.-				
T21-3214	1,031.-	T21-3114	1,031.-	T22-3214	1,263.-	T22-3114	1,263.-				
T21-3215	1,031.-	T21-3115	1,031.-	T22-3215	1,263.-	T22-3115	1,263.-				
T21-3291	1,243.-	T21-3191	1,243.-	T22-3291	1,475.-	T22-3191	1,475.-				
T21-3292	1,243.-	T21-3192	1,243.-	T22-3292	1,475.-	T22-3192	1,475.-				
T21-3293	1,243.-	T21-3193	1,243.-	T22-3293	1,475.-	T22-3193	1,475.-				
T21-3299	1,447.-	T21-3199	1,447.-	T22-3299	1,679.-	T22-3199	1,679.-				
B12	189.-	B12	189.-	B12	189.-	B12	189.-				

**ACCESSORIES - FITTED/PACKED**

**LED lighting**

- internal lighting fitted opposite hinge (IP21)



LI30-40	252.-	LI30-40	252.-	LI30-40	252.-	LI30-40	252.-	LI30-40	252.-	LI30-40	252.-
Light source: LED 6,3W, 3150K, 781lm		Light source: LED 6,3W, 3150K, 781lm		Light source: LED 6,3W, 3150K, 781lm		Light source: LED 6,3W, 3150K, 781lm		Light source: LED 6,3W, 3150K, 781lm		Light source: LED 6,3W, 3150K, 781lm	

- downlight to floor (IP44)



ULHS40	252.-	ULHS40	252.-	ULHS40	252.-	ULHS40	252.-	ULHS40	252.-	ULHS40	252.-
Light source: LED 4,2W, 3150K, 530lm		Light source: LED 4,2W, 3150K, 530lm		Light source: LED 4,2W, 3150K, 530lm		Light source: LED 4,2W, 3150K, 530lm		Light source: LED 4,2W, 3150K, 530lm		Light source: LED 4,2W, 3150K, 530lm	

- downlight to floor + wireless lighting control (IP44). NB! Requires a constant electrical feed to the vanity downlight as well as a mirror solution with wireless lighting control and an external switch or a remote control for wireless lighting control



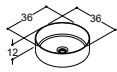
ULHLS40	252.-	ULHLS40	252.-	ULHLS40	252.-	ULHLS40	252.-	ULHLS40	252.-	ULHLS40	252.-
Light source: LED 2,5W, 2100-6500K, 315lm		Light source: LED 2,5W, 2100-6500K, 315lm		Light source: LED 2,5W, 2100-6500K, 315lm		Light source: LED 2,5W, 2100-6500K, 315lm		Light source: LED 2,5W, 2100-6500K, 315lm		Light source: LED 2,5W, 2100-6500K, 315lm	

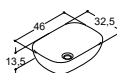
**Push open** (not for fronts with integrated handle)

PO30-40	0.-	PO30-40	0.-	PO30-40	0.-	PO30-40	0.-	PO30-40	0.-	PO30-40	0.-
---------	-----	---------	-----	---------	-----	---------	-----	---------	-----	---------	-----

# VINTAGE LUNA

## COUNTERTOP BASINS FOR WORKTOPS AND VINTAGE VANITY UNITS - DEPTH 44CM

CIRCLE	Sanitary porcelain	36CM		46CM	
		Article no.	Price £	Article no.	Price £
	White gloss				
	Without tap hole	101205003	299.-	-	-
	Without overflow				
	NB! See product information.				

STADIUM	Sanitary porcelain	36CM		46CM	
		Article no.	Price £	Article no.	Price £
	White gloss				
	Without tap hole	-	-	101105003	299.-
	Without overflow				
	NB! See product information.				

## VINTAGE WORKTOPS

NB! ORDER A CUT-OUT FOR A COUNTERTOP BASIN

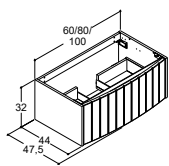
WORKTOPS	Silestone®	60CM		80CM		100CM	
		Article no.	Price £	Article no.	Price £	Article no.	Price £
	Blanco Zeus	B21-11	582.-	B22-11	775.-	B23-11	956.-
	Eternal Statuario	B21-12	582.-	B22-12	775.-	B23-12	956.-
	Desert Silver*	B21-13	582.-	B22-13	775.-	B23-13	956.-
	Calypso*	B21-14	582.-	B22-14	775.-	B23-14	956.-
	Charcoal Soapstone*	B21-15	582.-	B22-15	775.-	B23-15	956.-
	Eternal Marquina	B21-16	582.-	B22-16	775.-	B23-16	956.-

\*Non-stock items - lead time 7 weeks

CUT-OUT FOR COUNTERTOP BASINS	Article no.	Price £	Article no.	Price £	Article no.	Price £
Centre	UDSK-C	0.-	UDSK-C	0.-	UDSK-C	0.-
Centre + tap hole	UDSK-CH	0.-	UDSK-CH	0.-	UDSK-CH	0.-

## VINTAGE VANITY UNITS WITH GROOVED FRONT - DEPTH 44CM

### 32CM VANITY UNITS WITH 1-DRAWER (CUT-OUT) AND CURVED FRONT



Colour sides/Grooved front	
	White matt/White matt
	Natural oak/White matt
	Brown oak/White matt
	White matt/Bespoke colour*
	Natural oak/Bespoke colour*
	Brown oak/Bespoke colour*
	Bespoke colour*

\*Start-up fee per bespoke colour. One-off surcharge per bespoke colour regardless number of products

#### ACCESSORIES - FITTED/PACKED

##### LED lighting (IP44)

- in drawer + socket in drawer(1x230V)



- downlight to floor + motion sensor



- downlight to floor + motion sensor + wireless lighting control.  
NB! Requires a constant electrical feed to the vanity downlight as well as a mirror solution with wireless lighting control and an external switch or a remote control for wireless lighting control



##### Push open

#### ACCESSORIES

##### Interior pack for drawer

Consists of storage tray, flexible divider and drawer insert  
- Matched to the size of the drawer

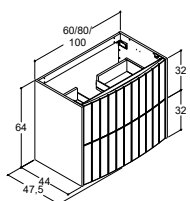
Designed for a fitted look

60CM		80CM		100CM	
Article no.	Price £	Article no.	Price £	Article no.	Price £
R01-4010	858.-	R02-4010	1,006.-	R03-4010	1,110.-
R01-4014	858.-	R02-4014	1,006.-	R03-4014	1,110.-
R01-4015	858.-	R02-4015	1,006.-	R03-4015	1,110.-
R01-4091	1,050.-	R02-4091	1,229.-	R03-4091	1,358.-
R01-4092	1,050.-	R02-4092	1,229.-	R03-4092	1,358.-
R01-4093	1,050.-	R02-4093	1,229.-	R03-4093	1,358.-
R01-4099	1,139.-	R02-4099	1,315.-	R03-4099	1,446.-
BI2	189.-	BI2	189.-	BI2	189.-

Article no.	Price £	Article no.	Price £	Article no.	Price £
LS160-GB	242.-	LS180-GB	253.-	LS110-GB	268.-
<i>Light source: LED 1,9W, 3150K, 175lm</i>		<i>Light source: LED 2,5W, 3150K, 252lm</i>		<i>Light source: LED 3,2W, 3150K, 326lm</i>	
UL60	252.-	UL80	252.-	UL100	252.-
<i>Light source: LED 5,1W, 3150K, 680lm</i>		<i>Light source: LED 6,3W, 3150K, 781lm</i>		<i>Light source: LED 7,3W, 3150K, 912lm</i>	
ULLS60	252.-	ULLS80	252.-	ULLS100	252.-
<i>Light source: LED 5W, 2100-6500K, 603lm</i>		<i>Light source: LED 5W, 2100-6500K, 593lm</i>		<i>Light source: LED 5,2W, 2100-6500K, 647lm</i>	
PO1SK	84.-	PO1SK	84.-	PO1SK	84.-

Article no.	Price £	Article no.	Price £	Article no.	Price £
SI12	94.-	SI12	94.-	SI16	153.-
Order 1 pack		Order 2 packs		Order 2 packs	

### 64CM VANITY UNITS WITH 2-DRAWERS (CUT-OUT IN TOP DRAWER) AND CURVED FRONT



Colour sides/Grooved front	
	White matt/White matt
	Natural oak/White matt
	Brown oak/White matt
	White matt/Bespoke colour*
	Natural oak/Bespoke colour*
	Brown oak/Bespoke colour*
	Bespoke colour*

\*Start-up fee per bespoke colour. One-off surcharge per bespoke colour regardless number of products

#### ACCESSORIES - FITTED/PACKED

##### LED lighting (IP44)

- in 2 drawers + socket in bottom drawer (1x230V)



- downlight to floor + motion sensor



- downlight to floor + motion sensor + wireless lighting control.  
NB! Requires a constant electrical feed to the vanity downlight as well as a mirror solution with wireless lighting control and an external switch or a remote control for wireless lighting control



##### Push open

#### ACCESSORIES

##### Interior pack for top drawer

Consists of storage tray, flexible divider and drawer insert  
- Matched to the size of the drawer

Designed for a fitted look

Article no.	Price £	Article no.	Price £	Article no.	Price £
R04-4010	1,307.-	R05-4010	1,533.-	R06-4010	1,691.-
R04-4014	1,307.-	R05-4014	1,533.-	R06-4014	1,691.-
R04-4015	1,307.-	R05-4015	1,533.-	R06-4015	1,691.-
R04-4091	1,519.-	R05-4091	1,765.-	R06-4091	1,945.-
R04-4092	1,519.-	R05-4092	1,765.-	R06-4092	1,945.-
R04-4093	1,519.-	R05-4093	1,765.-	R06-4093	1,945.-
R04-4099	1,657.-	R05-4099	1,907.-	R06-4099	2,086.-
BI2	189.-	BI2	189.-	BI2	189.-

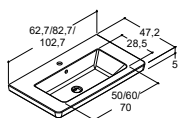
Article no.	Price £	Article no.	Price £	Article no.	Price £
LS260-GB	308.-	LS280-GB	330.-	LS210-GB	357.-
<i>Light source: LED 2x1,9W, 3150K, 2x175lm</i>		<i>Light source: LED 2x2,5W, 3150K, 2x252lm</i>		<i>Light source: LED 2x3,2W, 3150K, 2x326lm</i>	
UL60	252.-	UL80	252.-	UL100	252.-
<i>Light source: LED 5,1W, 3150K, 680lm</i>		<i>Light source: LED 6,3W, 3150K, 781lm</i>		<i>Light source: LED 7,3W, 3150K, 912lm</i>	
ULLS60	252.-	ULLS80	252.-	ULLS100	252.-
<i>Light source: LED 5W, 2100-6500K, 603lm</i>		<i>Light source: LED 5W, 2100-6500K, 593lm</i>		<i>Light source: LED 5,2W, 2100-6500K, 647lm</i>	
PO2SK	164.-	PO2SK	164.-	PO2SK	164.-

Article no.	Price £	Article no.	Price £	Article no.	Price £
SI12	94.-	SI12	94.-	SI16	153.-
Order 1 pack		Order 2 packs		Order 2 packs	

NB! On Vintage curved fronts we recommend installing knob style handles - otherwise handles must be fitted vertically.

## BASINS FOR VINTAGE VANITY UNITS WITH INTEGRATED HANDLE - DEPTH 44CM

### LARGHETTO



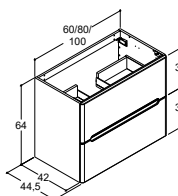
#### Sanitary porcelain

- White gloss
- With tap hole
- With overflow

60CM		80CM		100CM	
Article no.	Price £	Article no.	Price £	Article no.	Price £
538506003	422.-	538508003	494.-	538510003	781.-
<i>Tolerance -5/+6mm</i>		<i>Tolerance -5/+8mm</i>		<i>Tolerance -5/+10mm</i>	

## VINTAGE VANITY UNITS WITH INTEGRATED HANDLE - DEPTH 44CM

### 64CM VANITY UNITS WITH 2-DRAWERS (CUT-OUT IN TOP DRAWER)



#### Integrated handle

- White matt
- Bespoke colour\*

\*Start-up fee per bespoke colour. One-off surcharge per bespoke colour regardless number of products

Article no.	Price £	Article no.	Price £	Article no.	Price £
R07-A010	1,026.-	R08-A010	1,237.-	R09-A010	1,378.-
R07-A099	1,323.-	R08-A099	1,557.-	R09-A099	1,718.-
BI2	189.-	BI2	189.-	BI2	189.-

### ACCESSORIES - FITTED/PACKED

#### LED lighting (IP44)

- in 2 drawers + socket in bottom drawer (1x230V)



- downlight to floor + motion sensor



- downlight to floor + motion sensor + wireless lighting control  
NB! Requires a constant electrical feed to the vanity downlight as well as a mirror solution with wireless lighting control and an external switch or a remote control for wireless lighting control



Article no.	Price £	Article no.	Price £	Article no.	Price £
LS260-GB	308.-	LS280-GB	330.-	LS210-GB	357.-
<i>Light source: LED 2x1,9W, 3150K, 2x175lm</i>		<i>Light source: LED 2x2,5W, 3150K, 2x252lm</i>		<i>Light source: LED 2x3,2W, 3150K, 2x326lm</i>	
UL60	252.-	UL80	252.-	UL100	252.-
<i>Light source: LED 5,1W, 3150K, 680lm</i>		<i>Light source: LED 6,3W, 3150K, 781lm</i>		<i>Light source: LED 7,3W, 3150K, 912lm</i>	
ULLS60	252.-	ULLS80	252.-	ULLS100	252.-
<i>Light source: LED 5W, 2100-6500K, 603lm</i>		<i>Light source: LED 5W, 2100-6500K, 593lm</i>		<i>Light source: LED 5,2W, 2100-6500K, 647lm</i>	

### ACCESSORIES

#### Interior pack for top drawer

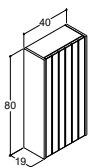
Consists of storage tray, flexible divider and drawer insert  
- Matched to the size of the drawer

Designed for a fitted look

Article no.	Price £	Article no.	Price £	Article no.	Price £
SI13	117.-	SI13	117.-	SI14	133.-
Order 1 pack		Order 2 packs		Order 2 packs	

## VINTAGE WALL CABINETS WITH GROOVED FRONT

### WALL CABINETS WITH GROOVED FRONT AND 2 GLASS SHELVES



#### Colour sides/Grooved front

	White matt/White matt
	Natural oak/White matt
	Brown oak/White matt
	White matt/Bespoke colour*
	Natural oak/Bespoke colour*
	Brown oak/Bespoke colour*
	Bespoke colour*

\*Start-up fee per bespoke colour. One-off surcharge per bespoke colour regardless number of products

### ACCESSORIES - FITTED/PACKED

#### LED lighting (IP21)

- internal lighting fitted opposite hinge

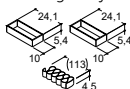


#### Push open

### ACCESSORIES

#### Interior pack

2 storage trays and flexible divider

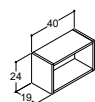


40CM			
LEFT HAND HINGED		RIGHT HAND HINGED	
Article no.	Price £	Article no.	Price £
R10-4210	441.-	R10-4110	441.-
R10-4214	441.-	R10-4114	441.-
R10-4215	441.-	R10-4115	441.-
R10-4291	590.-	R10-4191	590.-
R10-4292	590.-	R10-4192	590.-
R10-4293	590.-	R10-4193	590.-
R10-4299	680.-	R10-4199	680.-
BI2	189.-	BI2	189.-
Article no.	Price £	Article no.	Price £
LI30-40	252.-	LI30-40	252.-
<i>Light source: LED 6,3W, 3150K, 781lm</i>		<i>Light source: LED 6,3W, 3150K, 781lm</i>	
PO30-40	0.-	PO30-40	0.-
Article no.	Price £	Article no.	Price £
OS3	130.-	OS3	130.-



## VINTAGE OPEN SHELF

OPEN SHELF - CAN BE WALL HUNG OR FOR USE WITH WALL CABINETS

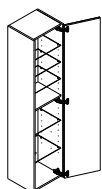


Colour	
	White matt
	Bespoke colour*

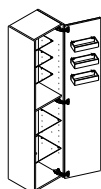
\*Start-up fee per bespoke colour.  
One-off surcharge per bespoke colour regardless number of products

40CM	
Article no.	Price £
V93-0010	142.-
V93-0099	284.-
BI2	189.-

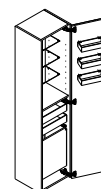
## VINTAGE TALL CABINETS



**VERSION A**  
1 wooden shelf  
5 glass shelves



**VERSION B**  
1 wooden shelf  
3 small glass shelves  
3 wooden trays for door  
2 glass shelves



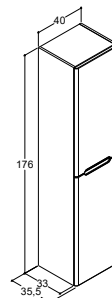
**VERSION C**  
1 wooden shelf  
3 small glass shelves  
3 wooden trays for door  
2 trays  
1 laundry basket

### 176CM TALL CABINETS



Colour sides/ Grooved front	
	White matt/ White matt
	Natural oak/ White matt
	Brown oak/ White matt
	White matt/ Bespoke colour*
	Natural oak/ Bespoke colour*
	Brown oak/ Bespoke colour*
	Bespoke colour*

**Integrated handle, 2 doors**



	White matt
	Bespoke colour*

\*Start-up fee per bespoke colour.  
One-off surcharge per bespoke colour regardless number of products

40CM - VERSION A				40CM - VERSION B				40CM - VERSION C			
LEFT HAND HINGED		RIGHT HAND HINGED		LEFT HAND HINGED		RIGHT HAND HINGED		LEFT HAND HINGED		RIGHT HAND HINGED	
Article no.	Price £	Article no.	Price £	Article no.	Price £	Article no.	Price £	Article no.	Price £	Article no.	Price £
R11-4210	946.-	R11-4110	946.-	R12-4210	1,130.-	R12-4110	1,130.-	R13-4210	1,361.-	R13-4110	1,361.-
R11-4214	946.-	R11-4114	946.-	R12-4214	1,130.-	R12-4114	1,130.-	R13-4214	1,361.-	R13-4114	1,361.-
R11-4215	946.-	R11-4115	946.-	R12-4215	1,130.-	R12-4115	1,130.-	R13-4215	1,361.-	R13-4115	1,361.-
R11-4291	1,211.-	R11-4191	1,211.-	R12-4291	1,394.-	R12-4191	1,394.-	R13-4291	1,626.-	R13-4191	1,626.-
R11-4292	1,211.-	R11-4192	1,211.-	R12-4292	1,394.-	R12-4192	1,394.-	R13-4292	1,626.-	R13-4192	1,626.-
R11-4293	1,211.-	R11-4193	1,211.-	R12-4293	1,394.-	R12-4193	1,394.-	R13-4293	1,626.-	R13-4193	1,626.-
R11-4299	1,416.-	R11-4199	1,416.-	R12-4299	1,599.-	R12-4199	1,599.-	R13-4299	1,831.-	R13-4199	1,831.-
R14-A210	848.-	R14-A110	848.-	R15-A210	1,031.-	R15-A110	1,031.-	R16-A210	1,263.-	R16-A110	1,263.-
R14-A299	1,264.-	R14-A199	1,264.-	R15-A299	1,447.-	R15-A199	1,447.-	R16-A299	1,679.-	R16-A199	1,679.-
BI2	189.-	BI2	189.-	BI2	189.-	BI2	189.-	BI2	189.-	BI2	189.-

### ACCESSORIES - FITTED/PACKED

#### LED lighting

- internal lighting fitted opposite hinge (IP21)



LI30-40 252.-  
Light source: LED 6,3W, 3150K, 781lm

LI30-40 252.-  
Light source: LED 6,3W, 3150K, 781lm

LI30-40 252.-  
Light source: LED 6,3W, 3150K, 781lm

LI30-40 252.-  
Light source: LED 6,3W, 3150K, 781lm

LI30-40 252.-  
Light source: LED 6,3W, 3150K, 781lm

LI30-40 252.-  
Light source: LED 6,3W, 3150K, 781lm

- downlight to floor (IP44)



ULHS40 252.-  
Light source: LED 4,2W, 3150K, 530lm

ULHS40 252.-  
Light source: LED 4,2W, 3150K, 530lm

ULHS40 252.-  
Light source: LED 4,2W, 3150K, 530lm

ULHS40 252.-  
Light source: LED 4,2W, 3150K, 530lm

ULHS40 252.-  
Light source: LED 4,2W, 3150K, 530lm

ULHS40 252.-  
Light source: LED 4,2W, 3150K, 530lm

- downlight to floor + wireless lighting control (IP44)\*\*



ULHLS40 252.-  
Light source: LED 2,5W, 2100-6500K, 315lm

ULHLS40 252.-  
Light source: LED 2,5W, 2100-6500K, 315lm

ULHLS40 252.-  
Light source: LED 2,5W, 2100-6500K, 315lm

ULHLS40 252.-  
Light source: LED 2,5W, 2100-6500K, 315lm

ULHLS40 252.-  
Light source: LED 2,5W, 2100-6500K, 315lm

ULHLS40 252.-  
Light source: LED 2,5W, 2100-6500K, 315lm

Push open (not for fronts with integrated handle)

PO30-40 0.-

PO30-40 0.-

PO30-40 0.-

PO30-40 0.-

PO30-40 0.-

PO30-40 0.-

NB! Requires a constant electrical feed to the vanity downlight as well as a mirror solution with wireless lighting control and an external switch or a remote control for wireless lighting control

**MIRRORS WITH LIGHTING - BUBBLE LIGHT CAN ALSO BE ADDED**

		50CM		60CM		75CM		90CM		100CM	
<b>CORONA WITH LED LIGHTING AND TOUCH CONTROL (IP44)</b>											
		<b>Article no.</b>	<b>Price £</b>	<b>Article no.</b>	<b>Price £</b>	<b>Article no.</b>	<b>Price £</b>	<b>Article no.</b>	<b>Price £</b>	<b>Article no.</b>	<b>Price £</b>
		-	-	95960	514.-	95970	584.-	95990	656.-	-	-
		Light source: LED13W, 2100-6500K, 1993lm		Light source: LED 20W, 2100-6500K, 2561lm		Light source: LED 20W, 2100-6500K, 2908lm					

<b>CORONA OVAL WITH LED LIGHTING AND TOUCH CONTROL (IP44)</b>											
		<b>Article no.</b>	<b>Price £</b>	<b>Article no.</b>	<b>Price £</b>	<b>Article no.</b>	<b>Price £</b>	<b>Article no.</b>	<b>Price £</b>	<b>Article no.</b>	<b>Price £</b>
		95950	584.-	-	-	-	-	-	-	-	-
		Light source: LED 20W, 2100-6500K, 2840lm									

<b>ACCESSORIES</b>												
<b>Anti-mist pad, pre-fitted</b>	<b>Article no.</b>	<b>Price £</b>	<b>Article no.</b>	<b>Price £</b>	<b>Article no.</b>	<b>Price £</b>	<b>Article no.</b>	<b>Price £</b>	<b>Article no.</b>	<b>Price £</b>	<b>Article no.</b>	<b>Price £</b>
- single (30W)	VF1	81.-	-	-	VF1	81.-	VF1	81.-	-	-	-	-
<b>Wireless lighting control</b>	TS	81.-	TS	81.-	TS	81.-	TS	81.-	-	-	-	-

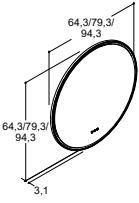
<b>SQUIRCLE WITH LED LIGHTING AND TOUCH CONTROL (IP44)</b>											
		<b>Article no.</b>	<b>Price £</b>	<b>Article no.</b>	<b>Price £</b>	<b>Article no.</b>	<b>Price £</b>	<b>Article no.</b>	<b>Price £</b>	<b>Article no.</b>	<b>Price £</b>
		-	-	96160	824.-	-	-	-	-	96100	893.-
		Light source: LED 36W, 2100-6500K, 4311lm		Light source: LED 39W, 2100-6500K, 5328lm							

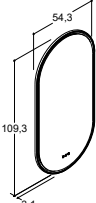
<b>ACCESSORIES</b>												
<b>Anti-mist pad, pre-fitted</b>	<b>Article no.</b>	<b>Price £</b>	<b>Article no.</b>	<b>Price £</b>	<b>Article no.</b>	<b>Price £</b>	<b>Article no.</b>	<b>Price £</b>	<b>Article no.</b>	<b>Price £</b>	<b>Article no.</b>	<b>Price £</b>
- single (30W)	-	-	VF1	81.-	-	-	-	-	VF1	81.-	-	-
<b>Wireless lighting control</b>	-	-	TS	81.-	-	-	-	-	TS	81.-	-	-

**LIGHT FOR CORONA AND SQUIRCLE MIRRORS**

		Ø12CM	
<b>BUBBLE (IP44)</b>			
	<b>Colour</b>	<b>Article no.</b>	<b>Price £</b>
	Black	190304470	142.-
		Light source: LED 5,5W, 2100-6500K, 685lm	
Optional 1 light			

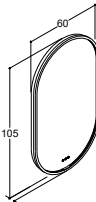
## MIRRORS WITH LIGHTING

		50CM		60CM		75/80CM		90CM	
<b>HOOP WITH FRAME, LED LIGHTING AND TOUCH CONTROL (IP44)</b>									
	<b>Colour</b>	<b>Article no.</b>	<b>Price £</b>	<b>Article no.</b>	<b>Price £</b>	<b>Article no.</b>	<b>Price £</b>	<b>Article no.</b>	<b>Price £</b>
	Black	-	-	S936-028	618.-	S937-028	755.-	S939-028	893.-
	Bespoke colour*	-	-	S936-099	773.-	S937-099	945.-	S939-099	1.116.-
	*Start-up fee per bespoke colour. One-off surcharge per bespoke colour regardless number of products	-	-	BI2	189.-	BI2	189.-	BI2	189.-
				<i>Light source: LED13W, 2100-6500K, 1993lm</i>		<i>Light source: LED 20W, 2100-6500K, 2561lm</i>		<i>Light source: LED 20W, 2100-6500K, 2908lm</i>	

<b>HOOP OVAL WITH FRAME, LED LIGHTING AND TOUCH CONTROL (IP44)</b>									
	<b>Colour</b>	<b>Article no.</b>	<b>Price £</b>	<b>Article no.</b>	<b>Price £</b>	<b>Article no.</b>	<b>Price £</b>	<b>Article no.</b>	<b>Price £</b>
	Black	S935-028	824.-	-	-	-	-	-	-
	Bespoke colour*	S935-099	1,030.-	-	-	-	-	-	-
	*Start-up fee per bespoke colour. One-off surcharge per bespoke colour regardless number of products	BI2	189.-	-	-	-	-	-	-
				<i>Light source: LED 20W, 2100-6500K, 2840lm</i>					

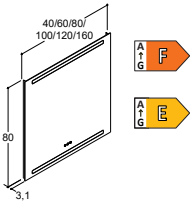
<b>ACCESSORIES</b>		<b>Article no.</b>	<b>Price £</b>	<b>Article no.</b>	<b>Price £</b>	<b>Article no.</b>	<b>Price £</b>	<b>Article no.</b>	<b>Price £</b>
<b>Anti-mist pad, pre-fitted</b>									
- single (30W)		VF1	81.-	-	-	VF1	81.-	VF1	81.-
<b>Wireless lighting control</b>		TS	81.-	TS	81.-	TS	81.-	TS	81.-

<b>MOON WITH FRAME, LED LIGHTING AND TOUCH CONTROL (IP44)</b>									
	<b>Colour</b>	<b>Article no.</b>	<b>Price £</b>	<b>Article no.</b>	<b>Price £</b>	<b>Article no.</b>	<b>Price £</b>	<b>Article no.</b>	<b>Price £</b>
	White matt	-	-	-	-	S827-010	755.-	S829-010	893.-
	Black matt	-	-	-	-	S827-028	755.-	S829-028	893.-
	Brass matt	-	-	-	-	S827-031	755.-	S829-031	893.-
				<i>Light source: LED 26W, 2100-6500K, 2569lm</i>		<i>Light source: LED 30W, 2100-6500K, 3379lm</i>			

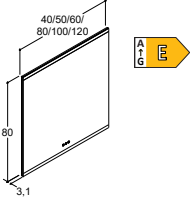
<b>MOON OVAL WITH FRAME, LED LIGHTING AND TOUCH CONTROL (IP44)</b>									
	<b>Colour</b>	<b>Article no.</b>	<b>Price £</b>	<b>Article no.</b>	<b>Price £</b>	<b>Article no.</b>	<b>Price £</b>	<b>Article no.</b>	<b>Price £</b>
	White matt	-	-	S826-010	824.-	-	-	-	-
	Black matt	-	-	S826-028	824.-	-	-	-	-
	Brass matt	-	-	S826-031	824.-	-	-	-	-
				<i>Light source: LED 26W, 2100-6500K, 2588lm</i>					

<b>ACCESSORIES</b>		<b>Article no.</b>	<b>Price £</b>	<b>Article no.</b>	<b>Price £</b>	<b>Article no.</b>	<b>Price £</b>	<b>Article no.</b>	<b>Price £</b>
<b>Anti-mist pad, pre-fitted</b>									
- single (30W)		-	-	VF1	81.-	VF1	81.-	VF1	81.-
<b>Wireless lighting control</b>		-	-	TS	81.-	TS	81.-	TS	81.-

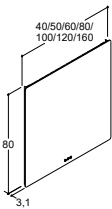
## MIRRORS WITH LIGHTING

	40CM	50CM	60CM	80CM	100CM	120CM	160CM
<b>LEVEL WITH HORIZONTAL LED LIGHTING AND TOUCH CONTROL (IP44)</b>							
	<b>Article no.</b> 94040 <b>Price £</b> 375.- Light source: LED 2x3,4W, 2100-6500K, 2x370lm	-	<b>Article no.</b> 94060 <b>Price £</b> 476.- Light source: LED 2x5,2W, 2100-6500K, 2x688lm	<b>Article no.</b> 94080 <b>Price £</b> 570.- Light source: LED 2x7W, 2100-6500K, 2x948lm	<b>Article no.</b> 94000 <b>Price £</b> 636.- Light source: LED 2x8,8W, 2100-6500K, 2x1075lm	<b>Article no.</b> 94020 <b>Price £</b> 732.- Light source: LED 2x10,3W, 2100-6500K, 2x1249lm	<b>Article no.</b> 94030 <b>Price £</b> 845.- Light source: LED 2x13,5W, 2100-6500K, 2x1654lm
<b>ACCESSORIES</b>							
<b>Anti-mist pad, pre-fitted</b>							
- single (30W)	-	-	VF1 81.-	VF1 81.-	VF1 81.-	VF1 81.-	VF1 81.-
- double (2x30W)	-	-	-	-	-	VF2 160.-	VF2 160.-
<b>Wireless lighting control</b>							
TS	81.-	-	TS 81.-	TS 81.-	TS 81.-	TS 81.-	TS 81.-

## PANORAMA WITH HORIZONTAL LED LIGHTING AND TOUCH CONTROL (IP44)



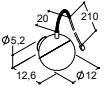
	40CM	50CM	60CM	80CM	100CM	120CM	160CM
	<b>Article no.</b> 93441 <b>Price £</b> 375.- Light source: LED 2x3,8W, 2100-6500K, 2x479lm	<b>Article no.</b> 93451 <b>Price £</b> 424.- Light source: LED 2x4,3W, 2100-6500K, 2x610lm	<b>Article no.</b> 93461 <b>Price £</b> 476.- Light source: LED 2x5,9W, 2100-6500K, 2x759lm	<b>Article no.</b> 93481 <b>Price £</b> 570.- Light source: LED 2x7,5, 2100-6500K, 2x1008m	<b>Article no.</b> 93401 <b>Price £</b> 636.- Light source: LED 2x9,4W, 2100-6500K, 2x1299lm	<b>Article no.</b> 93421 <b>Price £</b> 732.- Light source: LED 2x11,1W, 2100-6500K, 2x1569lm	-
<b>ACCESSORIES</b>							
<b>Anti-mist pad, pre-fitted</b>							
- single (30W)	VF1 81.-	VF1 81.-	VF1 81.-	VF1 81.-	VF1 81.-	VF1 81.-	-
- double (2x30W)	-	-	-	-	-	VF2 160.-	-
<b>Wireless lighting control</b>							
TS	81.-	TS 81.-	TS 81.-	TS 81.-	TS 81.-	TS 81.-	-

### MIRRORS - OPTIONAL LIGHTING AVAILABLE

	40CM		50CM		60CM		80CM		100CM		120CM		160CM	
<b>SOFT WITH ROUNDED CORNERS AND TOUCH CONTROL (IP44)</b>														
	Article no.	Price £	Article no.	Price £	Article no.	Price £	Article no.	Price £	Article no.	Price £	Article no.	Price £	Article no.	Price £
	94140	384.-	94150	401.-	94160	415.-	94180	448.-	94100	472.-	94120	505.-	94130	562.-
<b>ACCESSORIES</b>														
<b>Anti-mist pad, pre-fitted</b>														
- single (30W)	VF1	81.-	VF1	81.-	VF1	81.-	VF1	81.-	VF1	81.-	VF1	81.-	VF1	81.-
- double (2x30W)	-	-	-	-	-	-	-	-	-	-	VF2	160.-	VF2	160.-
<b>Wireless lighting control</b>														
	TS	81.-	TS	81.-	TS	81.-	TS	81.-	TS	81.-	TS	81.-	TS	81.-

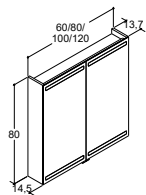
	40CM		50CM		60CM		80CM		100CM		120CM		160CM	
<b>SOFT FULL LENGTH MIRROR WITH TOUCH CONTROL (IP44)</b>														
	Article no.	Price £	Article no.	Price £	Article no.	Price £	Article no.	Price £	Article no.	Price £	Article no.	Price £	Article no.	Price £
	94440	505.-	-	-	-	-	-	-	-	-	-	-	-	-
<b>ACCESSORIES</b>														
<b>Wireless lighting control</b>														
	TS	81.-	-	-	-	-	-	-	-	-	-	-	-	-

### LIGHTS FOR SOFT MIRRORS

	Ø4CM		Ø8CM		Ø12CM		
<b>LYRA (IP44)</b>							
	Colour	Article no.	Price £	Article no.	Price £	Article no.	Price £
	Black	190304311	93.-	-	-	-	-
	Brass	190304312	93.-	-	-	-	-
		Light source: LED 4,9W, 2100-6500K, 504lm					
		For mirrors width 40-50cm: Optional 1 light For mirrors width 60-160cm: Optional 2 lights					
<b>JUPITER (IP44)</b>							
	Colour	Article no.	Price £	Article no.	Price £	Article no.	Price £
	White	-	-	190303881	93.-	-	-
	Chrome	-	-	190303880	93.-	-	-
	Black	-	-	190303887	93.-	-	-
		Light source: LED 5,6W, 2100-6500K, 679lm					
		For mirrors width 40-50cm: Optional 1 light For mirrors width 60-160cm: Optional 2 lights					
<b>BUBBLE (IP44)</b>							
	Colour	Article no.	Price £	Article no.	Price £	Article no.	Price £
	Black	-	-	-	-	190304470	142.-
		Light source: LED 5,5W, 2100-6500K, 685lm					
		For mirrors width 40-50cm: Optional 1 light For mirrors width 60-160cm: Optional 2 lights					

## MIRROR CABINETS WITH LIGHTING

### LEVEL WITH TOUCH CONTROL (IP44)



Colour
White matt
Grey matt
Warm oak
Natural oak
Brown oak
Black oak
Mirror gables
Light oak
Oak noir
White matt rubber lacquer
Bespoke colour*

\*Start-up fee per bespoke colour. One-off surcharge per bespoke colour regardless number of products



60CM		80CM		100CM WITH 2 DOORS		100CM WITH 3 DOORS		120CM	
Article no.	Price £	Article no.	Price £	Article no.	Price £	Article no.	Price £	Article no.	Price £
S876-210	1,062.-	S878-210	1,314.-	S870-210	1,420.-	-	-	S873-210	1,910.-
S876-203	1,062.-	S878-203	1,314.-	S870-203	1,420.-	-	-	S873-203	1,910.-
S876-255	1,062.-	S878-255	1,314.-	S870-255	1,420.-	-	-	S873-255	1,910.-
S876-249	1,062.-	S878-249	1,314.-	S870-249	1,420.-	-	-	S873-249	1,910.-
S876-252	1,062.-	S878-252	1,314.-	S870-252	1,420.-	-	-	S873-252	1,910.-
S876-250	1,062.-	S878-250	1,314.-	S870-250	1,420.-	-	-	S873-250	1,910.-
S876-247	1,062.-	S878-247	1,314.-	S870-247	1,420.-	-	-	S873-247	1,910.-
S876-278	1,245.-	S878-278	1,502.-	S870-278	1,614.-	-	-	S873-278	2,085.-
S876-244	1,245.-	S878-244	1,502.-	S870-244	1,614.-	-	-	S873-244	2,085.-
S876-271	1,245.-	S878-271	1,502.-	S870-271	1,614.-	-	-	S873-271	2,085.-
S876-299	1,245.-	S878-299	1,502.-	S870-299	1,614.-	-	-	S873-299	2,085.-
BI2	189.-	BI2	189.-	BI2	189.-	-	-	BI2	189.-
<i>Light source: LED 2x8W, 2100-6500K, 2x1024lm</i>		<i>Light source: LED 2x11W, 2100-6500K, 2x1420lm</i>		<i>Light source: LED 2x14,2W, 2100-6500K, 2x1844lm</i>				<i>Light source: LED 2x14,5W, 2100-6500K, 2x1910lm</i>	
2 doors: 29,7, 29,7cm		2 doors: 39,7, 39,7cm		2 doors: 49,7, 49,7cm				3 doors: 39,7, 39,7, 39,7cm	

Incl. magnifying mirror, metal shelf, magnet, 1x230V socket with touch control and USB port on right hand side

### ACCESSORIES - FITTED/PACKED

#### Wireless lighting control

#### Socket

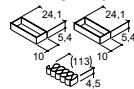
Fitted on the left instead of the right (230V)

Article no.	Price £	Article no.	Price £	Article no.	Price £	Article no.	Price £	Article no.	Price £
TS	81.-	TS	81.-	TS	81.-	-	-	TS	81.-
EL-L	0.-	EL-L	0.-	EL-L	0.-	-	-	EL-L	0.-

### ACCESSORIES

#### Interior pack

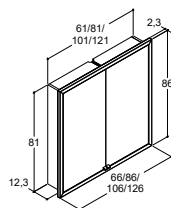
2 storage trays and flexible divider



Article no.	Price £	Article no.	Price £	Article no.	Price £	Article no.	Price £	Article no.	Price £
OS3	130.-	OS3	130.-	OS3	130.-	-	-	OS3	130.-

### IN-BUILT MIRROR CABINET WITH TOUCH CONTROL AND LED LIGHTING FRAME (IP44)

NB: Please order 2 article no.



Optional lighting profile



Article no.	Price £	Article no.	Price £	Article no.	Price £	Article no.	Price £	Article no.	Price £
S746-246	791.-	S748-246	921.-	S740-246	986.-	S741-246	1,163.-	S743-246	1,261.-
+ 190304340	371.-	+ 190304341	439.-	+ 190304342	510.-	+ 190304342	510.-	+ 190304343	581.-
<i>Light source: LED 18W, 2100-6500K, 1737lm</i>		<i>Light source: LED 21,5W, 2100-6500K, 2126lm</i>		<i>Light source: LED 24W, 2100-6500K, 2496lm</i>		<i>Light source: LED 24W, 2100-6500K, 2496lm</i>		<i>Light source: LED 25,4W, 2100-6500K, 2554lm</i>	
						3 doors: 30, 40, 30cm		3 doors: 40, 40, 40cm	

Incl. magnifying mirror, metal shelf, magnet, 1x230V socket with touch control and USB port on right hand side

### ACCESSORIES - FITTED/PACKED

#### Wireless lighting control

#### Socket

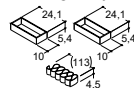
Fitted on the left instead of the right (230V)

Article no.	Price £	Article no.	Price £	Article no.	Price £	Article no.	Price £	Article no.	Price £
TS	81.-	TS	81.-	TS	81.-	TS	81.-	TS	81.-
EL-L	0.-	EL-L	0.-	EL-L	0.-	EL-L	0.-	EL-L	0.-

### ACCESSORIES

#### Interior pack

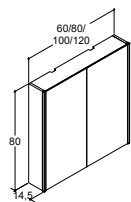
2 storage trays and flexible divider



Article no.	Price £	Article no.	Price £	Article no.	Price £	Article no.	Price £	Article no.	Price £
OS3	130.-	OS3	130.-	OS3	130.-	OS3	130.-	OS3	130.-

### MIRROR CABINETS - OPTIONAL LIGHTING AVAILABLE

#### AMBI WITH TOUCH CONTROL (IP44)



Colour	60CM		80CM		100CM WITH 2 DOORS		100CM WITH 3 DOORS		120CM	
	Article no.	Price £	Article no.	Price £	Article no.	Price £	Article no.	Price £	Article no.	Price £
White matt	S896-210	970.-	S898-210	1,088.-	S890-210	1,146.-	S891-210	1,308.-	S893-210	1,396.-
Grey matt	S896-203	970.-	S898-203	1,088.-	S890-203	1,146.-	S891-203	1,308.-	S893-203	1,396.-
Warm oak	S896-255	970.-	S898-255	1,088.-	S890-255	1,146.-	S891-255	1,308.-	S893-255	1,396.-
Natural oak	S896-249	970.-	S898-249	1,088.-	S890-249	1,146.-	S891-249	1,308.-	S893-249	1,396.-
Brown oak	S896-252	970.-	S898-252	1,088.-	S890-252	1,146.-	S891-252	1,308.-	S893-252	1,396.-
Black oak	S896-250	970.-	S898-250	1,088.-	S890-250	1,146.-	S891-250	1,308.-	S893-250	1,396.-
Light oak	S896-278	1,161.-	S898-278	1,304.-	S890-278	1,374.-	S891-278	1,569.-	S893-278	1,674.-
Oak noir	S896-244	1,161.-	S898-244	1,304.-	S890-244	1,374.-	S891-244	1,569.-	S893-244	1,674.-
White matt lacquer	S896-271	1,161.-	S898-271	1,304.-	S890-271	1,374.-	S891-271	1,569.-	S893-271	1,674.-
Bespoke colour*	S896-299	1,161.-	S898-299	1,304.-	S890-299	1,374.-	S891-299	1,569.-	S893-299	1,674.-
*Start-up fee per bespoke colour. One-off surcharge per bespoke colour regardless number of products	BI2	189.-	BI2	189.-	BI2	189.-	BI2	189.-	BI2	189.-
	2 doors: 28, 28cm		2 doors: 38, 38cm		2 doors: 48, 48cm		3 doors: 28, 40, 28cm		3 doors: 38, 40, 38cm	

Incl. magnifying mirror, metal shelf, magnet, 1x230V socket with touch control and USB port on right hand side

#### ACCESSORIES - FITTED/PACKED

##### LED lighting (IP44)

- underlight



Article no.	Price £	Article no.	Price £	Article no.	Price £	Article no.	Price £	Article no.	Price £
ULSP60	252.-	ULSP80	252.-	ULSP100	252.-	ULSP100	252.-	ULSP120	252.-
<i>Light source: LED 5W, 2100-6500K, 603lm</i>		<i>Light source: LED 5W, 2100-6500K, 593lm</i>		<i>Light source: LED 5,2W, 2100-6500K, 647lm</i>		<i>Light source: LED 5,2W, 2100-6500K, 647lm</i>		<i>Light source: LED 5,2W, 2100-6500K, 647lm</i>	
TS	81.-	TS	81.-	TS	81.-	TS	81.-	TS	81.-
EL-L	0.-	EL-L	0.-	EL-L	0.-	EL-L	0.-	EL-L	0.-

##### Wireless lighting control

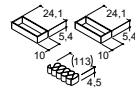
##### Socket

Fitted on the left instead of the right (230V)

#### ACCESSORIES

##### Interior pack

2 storage trays and flexible divider



Article no.	Price £	Article no.	Price £	Article no.	Price £	Article no.	Price £	Article no.	Price £
OS3	130.-	OS3	130.-	OS3	130.-	OS3	130.-	OS3	130.-

### LIGHTS FOR AMBI MIRROR CABINETS

Ø8CM

#### JUPITER (IP44)

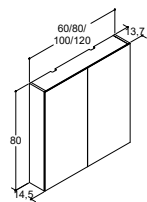


Colour	Article no.	Price £
White	190303881	93.-
Chrome	190303880	93.-
Black	190303887	93.-
	<i>Light source: LED 5,6W, 2100-6500K, 679lm</i>	

Optional 2 lights

**MIRROR CABINETS - OPTIONAL LIGHTING AVAILABLE**

**STYLE WITH TOUCH CONTROL (IP44)**



Colour
White matt
Grey matt
Warm oak
Natural oak
Brown oak
Black oak
Mirror gables
Light oak
Oak noir
White matt rubber lacquer
Bespoke colour*

\*Start-up fee per bespoke colour. One-off surcharge per bespoke colour regardless number of products

60CM		80CM		100CM WITH 2 DOORS		100CM WITH 3 DOORS		120CM	
Article no.	Price £	Article no.	Price £	Article no.	Price £	Article no.	Price £	Article no.	Price £
S886-210	721.-	S888-210	837.-	S880-210	897.-	S881-210	1,059.-	S883-210	1,148.-
S886-203	721.-	S888-203	837.-	S880-203	897.-	S881-203	1,059.-	S883-203	1,148.-
S886-255	721.-	S888-255	837.-	S880-255	897.-	S881-255	1,059.-	S883-255	1,148.-
S886-249	721.-	S888-249	837.-	S880-249	897.-	S881-249	1,059.-	S883-249	1,148.-
S886-252	721.-	S888-252	837.-	S880-252	897.-	S881-252	1,059.-	S883-252	1,148.-
S886-250	721.-	S888-250	837.-	S880-250	897.-	S881-250	1,059.-	S883-250	1,148.-
S886-247	721.-	S888-247	837.-	S880-247	897.-	S881-247	1,059.-	S883-247	1,148.-
S886-278	864.-	S888-278	1,005.-	S880-278	1,075.-	S881-278	1,269.-	S883-278	1,378.-
S886-244	864.-	S888-244	1,005.-	S880-244	1,075.-	S881-244	1,269.-	S883-244	1,378.-
S886-271	864.-	S888-271	1,005.-	S880-271	1,075.-	S881-271	1,269.-	S883-271	1,378.-
S886-299	864.-	S888-299	1,005.-	S880-299	1,075.-	S881-299	1,269.-	S883-299	1,378.-
BI2	189.-	BI2	189.-	BI2	189.-	BI2	189.-	BI2	189.-
2 doors: 30, 30cm		2 doors: 40, 40cm		2 doors: 50, 50cm		3 doors: 28, 40, 28cm		3 doors: 38, 40, 38cm	

Incl. magnifying mirror, metal shelf, magnet, 1x230V socket with touch control and USB port on right hand side

**ACCESSORIES - FITTED/PACKED**

**LED lighting**

- internal lighting - in both sides (IP21)



Article no.	Price £	Article no.	Price £	Article no.	Price £	Article no.	Price £	Article no.	Price £
LISPS	376.-	LISPS	376.-	LISPS	376.-	LISPS	376.-	LISPS	376.-
<i>Light source: LED 2x5W, 2100-6500K, 2x593lm</i>									
ULSP60	252.-	ULSP80	252.-	ULSP100	252.-	ULSP100	252.-	ULSP120	252.-
<i>Light source: LED 5W, 2100-6500K, 603lm</i>									
ULSP60	252.-	ULSP80	252.-	ULSP100	252.-	ULSP100	252.-	ULSP120	252.-
<i>Light source: LED 5,2W, 2100-6500K, 647lm</i>									
TS	81.-	TS	81.-	TS	81.-	TS	81.-	TS	81.-
EL-L	0.-	EL-L	0.-	EL-L	0.-	EL-L	0.-	EL-L	0.-

**Wireless lighting control**

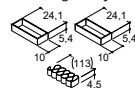
**Socket**

Fitted on the left instead of the right (230V)

**ACCESSORIES**

**Interior pack**

2 storage trays and flexible divider



Article no.	Price £	Article no.	Price £	Article no.	Price £	Article no.	Price £	Article no.	Price £
OS3	130.-	OS3	130.-	OS3	130.-	OS3	130.-	OS3	130.-

**LIGHTS FOR STYLE MIRROR CABINETS**

**Ø8CM**

**JUPITER (IP44)**



Colour	Article no.	Price £
White	190303881	93.-
Chrome	190303880	93.-
Black	190303887	93.-
<i>Light source: LED 5,6W, 2100-6500K, 679lm</i>		

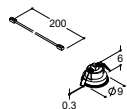
Optional 2 lights





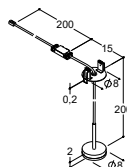
**LIGHTS WITH WIRELESS LIGHTING CONTROL**

NB! REQUIRES A MIRROR SOLUTION WITH WIRELESS LIGHTING CONTROL ADDED OR A REMOTE CONTROL FOR WIRELESS LIGHTING CONTROL

**JUPITER CEILING LIGHT**

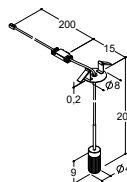
Width	Description	Article no.	Price £
Ø8cm	Requires receiver - Max connection: 4 lights pr. unit*	190302893	103.-
	Light source: LED 7W, 2100-6500K, 883lm. 12 volt		

IP44-rated for installation in ceilings with insulation

**JUPITER PENDANT LIGHT**

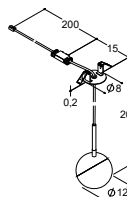
Width	Colour	Description	Article no.	Price £
Ø8cm		Requires receiver - Max connection: 5 lights pr. unit*	190302870	103.-
		Requires receiver - Max connection: 5 lights pr. unit*	190302871	103.-
		Requires receiver - Max connection: 5 lights pr. unit*	190302872	103.-
	Light source: LED 5W, 2100-6500K, 674lm. 12 volt			

The light can be IP44-rated, if the connection is made where there is a min. ceiling height of 225cm.

**LYRA PENDANT LIGHT**

Width	Colour	Description	Article no.	Price £
Ø8cm		Requires receiver - Max connection: 5 lights pr. unit*	190304381	103.-
		Requires receiver - Max connection: 5 lights pr. unit*	190304382	103.-
	Light source: LED 5W, 2100-6500K, 635lm. 12 volt			

The light can be IP44-rated, if the connection is made where there is a min. ceiling height of 225cm.

**BUBBLE PENDANT LIGHT**

Width	Colour	Description	Article no.	Price £
Ø12cm		Requires receiver - Max connection: 5 lights pr. unit*	190304480	103.-
	Light source: LED 5,5W, 2100-6500K, 685lm 12 volt			

IP44-rated

**\*RECEIVER FOR LIGHTS**

Description	Article no.	Price £
Wireless lighting control requires a receiver.	190304332	103.-
30W, 12 volt		

**REMOTE CONTROL FOR WIRELESS LIGHTING CONTROL**

Channels	Description	Article no.	Price £
3	Independent lighting control of mirror solution, lights and Illumi shelf Incl. holder for installation on wall/inside of cabinet	190304337	50.-

See more about wireless lighting control under product information

## HANDLES

### PIXEL



#### Zamak

Inox
Black
Brushed brass

2-5CM	
Article no.	Price £
189562047	12.-
189562028	12.-
189562044	12.-

17-20CM	
Article no.	Price £
-	-
-	-
-	-

33-36CM	
Article no.	Price £
-	-
-	-
-	-

### DAISY



#### Zamak

Chrome
Polished brass

Article no.	Price £
189552043	12.-
189552044	12.-

Article no.	Price £
-	-
-	-

Article no.	Price £
-	-
-	-

### BUTTON



#### Aluminium

Inox
Black
Brushed brass

Article no.	Price £
189553047	12.-
189553028	12.-
189553044	12.-

Article no.	Price £
-	-
-	-
-	-

Article no.	Price £
-	-
-	-
-	-

#### Recycled plastic

Black matt
------------

189553068	12.-
-----------	------

-	-
---	---

-	-
---	---

### DOT



#### Zamak

White
Chrome
Black
Polished brass

Article no.	Price £
189554010	12.-
189554043	12.-
189554028	12.-
189554044	12.-

Article no.	Price £
-	-
-	-
-	-
-	-

Article no.	Price £
-	-
-	-
-	-
-	-

### NATURA



#### Hard wood

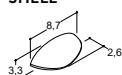
Oak
Walnut

Article no.	Price £
189570049	12.-
189570058	12.-

Article no.	Price £
-	-
-	-

Article no.	Price £
-	-
-	-

### SHELL



#### Zamak


Brushed brass
Chrome

Article no.	Price £
189569045	12.-
189569042	12.-

Article no.	Price £
-	-
-	-

Article no.	Price £
-	-
-	-

### SLIM



#### Zamak

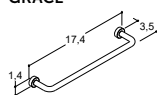
Chrome
Black
Polished brass

Article no.	Price £
-	-
-	-
-	-

Article no.	Price £
189542043	19.-
189542028	19.-
189542044	19.-

Article no.	Price £
189542243	29.-
189542228	29.-
189542244	29.-

### GRACE



#### Stainless steel/brass

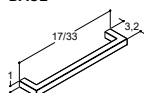
Chrome
Black
Brushed brass
Polished brass

Article no.	Price £
-	-
-	-
-	-
-	-

Article no.	Price £
189555043	19.-
189555028	19.-
189555045	19.-
189555044	19.-

Article no.	Price £
-	-
-	-
-	-
-	-

### BASE



#### Zamak

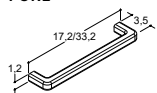
White
Chrome
Black
Polished brass

Article no.	Price £
-	-
-	-
-	-
-	-

Article no.	Price £
189547210	19.-
189547243	19.-
189547228	19.-
189547244	19.-

Article no.	Price £
189547310	29.-
189547343	29.-
189547328	29.-
189547344	29.-

### PURE



#### Zamak

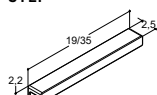
Chrome
--------

Article no.	Price £
-	-

Article no.	Price £
189546043	19.-

Article no.	Price £
189546143	29.-

### STEP



#### Zamak

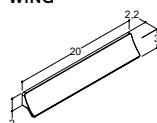
Inox
Black

Article no.	Price £
-	-
-	-

Article no.	Price £
189556047	19.-
189556028	19.-

Article no.	Price £
189556147	29.-
189556128	29.-

### WING



#### Aluminium

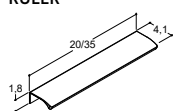
Brass matt
Bronze matt

Article no.	Price £
-	-
-	-

Article no.	Price £
189568044	19.-
189568040	19.-

Article no.	Price £
-	-
-	-

### RULER



#### Aluminium

Inox
Brushed black
Brushed brass

Article no.	Price £
-	-
-	-
-	-

Article no.	Price £
189564147	19.-
189564128	19.-
189564145	19.-

Article no.	Price £
189564047	29.-
189564028	29.-
189564045	29.-

NB! Push-open solutions shown under vanity unit accessories

## SUPPORT LEGS

### FOR CLASSIC



		15-19CM		18-22CM		20,4-24,4CM	
Colour		Article no.	Price £	Article no.	Price £	Article no.	Price £
White		842110010	24.-	-	-	842120010	24.-
Black		842110028	24.-	-	-	842120028	24.-

### FOR VINTAGE WITH CURVED FRONT



Colour		Article no.	Price £	Article no.	Price £	Article no.	Price £
Chrome		842210043	33.-	842220043	33.-	-	-
Polished brass		842210044	33.-	842220044	33.-	-	-

### FOR VINTAGE WITH INTEGRATED HANDLE



Colour		Article no.	Price £	Article no.	Price £	Article no.	Price £
Black		190311405	33.-	-	-	-	-

## SHELVES

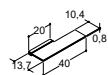
### FLEXIBLE SHELF



		40CM		80CM		140CM		200CM	
Colour		Article no.	Price £	Article no.	Price £	Article no.	Price £	Article no.	Price £
Black/grey tint		190304370	119.-	-	-	-	-	-	-

With 2 glass shelves

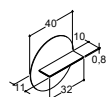
### REACH GLASS SHELF



Colour		Article no.	Price £	Article no.	Price £	Article no.	Price £	Article no.	Price £
Black/grey tint		325900000	119.-	-	-	-	-	-	-

Will fit frameless mirrors

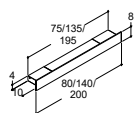
### PRESENT TINTED MIRROR WITH GLASS SHELF



Colour		Article no.	Price £	Article no.	Price £	Article no.	Price £	Article no.	Price £
Grey tint		96040	116.-	-	-	-	-	-	-

Will fit frameless mirrors

### ILLUMI SHELF WITH LIGHT, 2 X USB AND TOWEL RACK

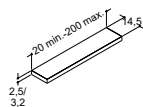


Colour		Article no.	Price £	Article no.	Price £	Article no.	Price £	Article no.	Price £
Black		-	-	190304820	426.-	190304821	569.-	190304822	711.-

Light source: LED 8W, 2100-6500K, 865lm  
Light source: LED 14W, 2100-6500K, 1552lm  
Light source: LED 16W, 2100-6500K, 1818lm

NB! Requires a mirror solution with wireless lighting control to function or a remote control for wireless lighting control

### FLOATING SHELVES



		35CM		50CM		70CM		0 - 200CM**	
Colour		Article no.	Price £	Article no.	Price £	Article no.	Price £	Article no.	Price £
White matt		NHS-351710	66.-	NHS-501710	70.-	NHS-701710	80.-	Please enquire for price**	
Grey matt		NHS-351703	66.-	NHS-501703	70.-	NHS-701703	80.-	Please enquire for price**	
Warm oak		NHS-351755	66.-	NHS-501755	70.-	NHS-701755	80.-	Please enquire for price**	
Natural oak		NHS-351749	66.-	NHS-501749	70.-	NHS-701749	80.-	Please enquire for price**	
Brown oak		NHS-351752	66.-	NHS-501752	70.-	NHS-701752	80.-	Please enquire for price**	
Black oak		NHS-351750	66.-	NHS-501750	70.-	NHS-701750	80.-	Please enquire for price**	
Bespoke colour*		NHS-351799	131.-	NHS-501799	139.-	NHS-701799	160.-	Please enquire for price**	
		BI2	189.-	BI2	189.-	BI2	189.-	BI2	189.-

\*Start-up fee per bespoke colour. One-off surcharge per bespoke colour regardless number of products

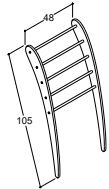
\*\*Can be made in bespoke sizes. Please send drawing with exact dimensions for pricing.

**ACCESSORIES**
**HANDY ILLUMINATED MAKE-UP MIRROR - FREESTANDING**

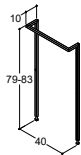

Height	Colour	Description	Article no.	Price £
30cm	Alu-look	Round mirror on base with 5 x magnification, LED lighting with touch control and USB connector for recharging. Battery 2000 mAh. LED 3,7 volt, 4W. Charging time of 3 hours gives 3-5 hours of use.	190304390	138.-

**HANDY ILLUMINATED MAKE-UP MIRROR ON HANGING BRACKET**


Width	Colour	Description	Article no.	Price £
Ø18cm	Alu-look	Round mirror with 5 x magnification, LED lighting with touch control and USB connector for recharging. Battery 2000 mAh. LED 3,7 volt, 4W. Charging time of 3 hours gives 3-5 hours of use.	190304391	76.-

**MOBILE TOWEL RACK**


Width	Colour	Description	Article no.	Price £
48cm	White matt		C70-0010	375.-
	Bespoke colour*		C70-0099	467.-
		*Start-up fee per bespoke colour. One-off surcharge per bespoke colour regardless number of products	BI2	189.-

**REFINED TOWEL RACK  
NB: CANNOT BE USED IN CONJUNCTION WITH THE AZYM BASIN**


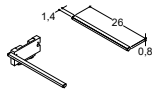
Width	Colour	Description	Article no.	Price £
40cm	Black	Installed on sides of vanity unit - 2 pcs.	843200000	256.-

**CLEANING AND CARE**

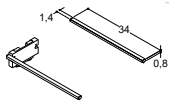

Contents	Description	Article no.	Price £
2 x 500 ml	Care set for solid surface basins	0192000	67.-

**SENSOR FOR DOWNLIGHT**


Description	Article no.	Price £
Sensor for downlight under cabinets NB! included with vanity units	190320920	75.-

**DRAWER LIGHTING  
NB: ORDER 1 SET PER DRAWER**


Drawer depth	Description	Article no.	Price £
35cm	Battery-powered drawer light for retrofitting (USB cable for charging included) Light source: LED 2x0,7W, 4000K	190311555	260.-



44cm	Battery-powered drawer light for retrofitting (USB cable for charging included) Light source: LED 2x0,8W, 4000K	190311556	260.-
------	---	-----------	-------

**EL-BOX FOR DRAWERS AND CABINETS**



Width	Colour	Description	Article no.	Price £
14.5cm	Grey	On-site installation IP21	190311557	124.-

**CONSOLE FOR WALL HUNG BASINS (NB! CANNOT BE USED WITH MINORE BASINS)**


Depth	Colour/Materiale	Description	Article no.	Price £
33cm	Chrome Plated steel	Fittings for the basin are not included	345903646	66.-
42cm	Chrome Plated steel	Fittings for the basin are not included	345904546	66.-

## ACCESSORIES FOR WASTE FITTINGS


### OVERFLOW RINGS FOR PORCELAIN BASINS NB! NOT FOR COUNTERTOP BASINS



Width	Colour	Description	Article no.	Price £
Ø3cm	White matt	For basins with round overflow	4880010	9.-
	Chrome	For basins with round overflow	4880043	9.-
	Black matt	For basins with round overflow	4880028	9.-
	Polished brass	For basins with round overflow	4880044	9.-

Overflow capacity 6L/min  
The overflow ring provides an aesthetic finish to the overflow hole and is supplied as standard in chrome with our porcelain basins.




### OVERFLOW RINGS FOR MINORE SOLID SURFACE BASINS



Width	Colour	Description	Article no.	Price £
Ø3,3cm	White matt	For basins with round overflow	4880110	9.-
	Black matt	For basins with round overflow	4880128	9.-
	Polished brass	For basins with round overflow	4880144	9.-



Overflow capacity 6L/min  
The overflow ring connects the overflow pipe with the waste and provides an elegant finish to the overflow hole. Supplied as standard in chrome for our Minore basins.

### WASTE FITTINGS

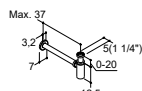
Width	Colour	Description	Article no.	Price £
Ø6,6cm	Chrome	1 1/4" basin waste with push-open The waste controls the flow of water with a push of the cover. Compatible with all basins.	4882143	44.-
	Chrome	1/4" basin waste continuous flow The waste is permanently open preventing the basin from filling and overflowing. Compatible with all basins.	4883143	44.-
Ø6,5cm	White matt	1 1/4" basin waste with automatic opening	4884310	250.-
	Chrome	1 1/4" basin waste with automatic opening	4884343	215.-
	Black matt	1 1/4" basin waste with automatic opening	4884328	250.-
	Polished brass	1 1/4" basin waste with automatic opening The waste opens automatically when the water in the basin reaches a certain level. Compatible with all basins.	4884344	282.-

### CONCEALED OVERFLOW SYSTEM FOR BASINS WITHOUT OVERFLOW

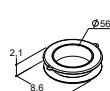
Colour	Description	Article no.	Price £
Chrome	For Minore made to measure basins Can be adjusted Overflow waste kit in white ABS with push-open cover in chrome. For basins without overflow this kit with internal overflow function is an ideal solution. When the water in the basin reaches a certain level the excess water exits through the internal overflow channel and waste. The waste has a push-open cover.	4893843	127.-
Chrome	For Minore made to measure basins Can be adjusted Overflow waste kit in white ABS with cover in chrome. This kit with internal overflow function can be added to fittings with a pull-up rod and pop-up waste. When the water in the basin reaches a certain level the excess water exits through the internal overflow channel and waste.	4893643	84.-

### BOTTLE TRAP



Depth	Colour	Description	Article no.	Price £
Max 37cm	Chrome	Round 1 1/4" bottle trap, incl. waste pipe and wall cover Primarily used where water traps are visible for a decorative finish.	4881143	146.-

### GROMMET






Width	Colour	Description	Article no.	Price £
Ø56mm	White	Grommet for installation through vanity carcass NB! Internal measurements	9513	10.-


## ACCESSORIES - FOR RETROFITTING

### ACCESSORIES FOR VANITY UNITS




#### STORAGE TRAYS

	Width	Depth	Colour	Description	Article no.	Price £
	10cm	24cm	Oak	Storage tray in oak for top drawer in the vanity unit. Suitable for vanity units of 35cm projection & Vintage vanity units with curved front	SI21	65.-
	10cm	32cm	Oak	Storage tray in oak for top drawer in the vanity unit. Suitable for vanity units of 44cm projection	SI22	82.-
	20cm	32cm	Oak	Storage tray in oak for top drawer in the vanity unit. Suitable for vanity units of 44cm projection	SI23	96.-

#### FLEXIBLE DIVIDER


	Width	Height	Colour	Description	Article no.	Price £
	113cm	4,5cm	Black	Flexible silicone compartment divider. Suitable for all vanity units	SI24	24.-

#### DRAWER INSERTS


	Width	Depth	Colour	Description	Article no.	Price £
	11cm	24cm	Grey tint	Drawer insert with 3 angled shelves in plexiglass. Suitable for vanity units of 35cm projection and 50cm wide	SI27	24.-
	16cm	24cm	Grey tint	Drawer insert with 3 angled shelves in plexiglass. Suitable for vanity units of 35cm projection & Vintage vanity units with curved front	SI25	24.-
	16cm	32cm	Grey tint	Drawer insert with 3 angled shelves in plexiglass. Suitable for vanity units of 44cm projection.	SI26	24.-

### ACCESSORIES FOR TALL CABINETS

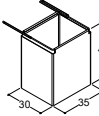
#### PULL OUT TRAY FOR 30CM WIDE TALL CABINETS

	Colour	Description	Article no.	Price £
	Oak	Pull out tray	HI31	116.-

#### PULL OUT TRAY FOR 40CM WIDE TALL CABINETS

	Colour	Description	Article no.	Price £
	Oak	Pull out tray	HI41	142.-

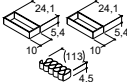
#### LAUNDRY BASKET FOR 40CM WIDE TALL CABINETS

	Colour/Materiale	Description	Article no.	Price £
	Canvas	Laundry basket with runners	190032025	73.-


NB! Tall cabinets in Classic and Vintage must be installed with enough room for the door to open beyond the cabinet to allow full access to all accessories

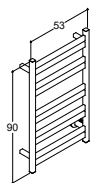
### ACCESSORIES FOR WALL CABINETS AND MIRROR CABINETS



#### INTERIOR PACK

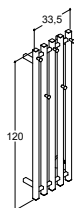
	Description	Article no.	Price £
	2 storage trays in oak and flexible silicone compartment divider	OS3	130.-



#### HANDY ILLUMINATED MAKE-UP MIRROR ON HANGING BRACKET

	Width	Colour	Description	Article no.	Price £
	Ø18cm	Alu-look	Round mirror with 5 x magnification, LED lighting with touch control and USB connector for recharging. Battery 2000 mAh. LED 3,7 volt, 4W. Charging time of 3 hours gives 3-5 hours of use.	190304391	76.-



**TOWEL RAILS****VITI**

Height	Colour/Material	Electrical specification	Article no.	Price £
90cm	 Chrome, stainless steel	220-240V, 50Hz, 90W	8109001	734.-
	 Black, powder-coated steel	220-240V, 50Hz, 97W	8109002	734.-

**KVIKA**

Height	Colour/Material	Electrical specification	Article no.	Price £
120cm	 Chrome, stainless steel	220-240V, 50Hz, 90W	8112021	686.-
	 Black, powder-coated steel	220-240V, 50Hz, 97W	8112022	686.-

**HYDRA**

Height	Colour/Material	Electrical specification	Article no.	Price £
140cm	 Chrome, stainless steel	220-240V, 50Hz, 17W	8114021	427.-
	 Black, powder-coated steel	220-240V, 50Hz, 22W	8114022	427.-





# PRODUCT INFORMATION

## SOLID SURFACE BASINS

Solid surface basins are made from a robust composite material with a waterproof surface that is easy to clean. To maintain the basins we recommend our care set for solid surface basins.

Please note: The slim basin design means the basin must be supported by furniture under the full width.

## PORCELAIN BASINS

Porcelain basins are manufactured from genuine sanitary porcelain, a strong, glazed ceramic material. When fired at approx. 1220°C, the glaze melts to form a hard, smooth and glossy surface which is easy to clean.

## NOTE ON MINORE BASINS

The Minore basin can be ordered with or without overflow. When ordering a basin without overflow a concealed waste kit, a continuous flow waste or an automatic opening waste must be installed.

## SILESTONE® AND DEKTON® WORKTOPS AND BASINS

Silestone® consists of more than 90 % natural quartz and the surface is hard-wearing and easy to clean. The Angular basin is available in the new Trilium decor which as a Dekton® material is produced from recycled material for a lower environmental impact.

NB: The thin design requires support from cabinets across the full width.

However, the basin or worktop is strong enough for an overhang up to 100mm without support.

## LAMINATE WORKTOPS

All laminate worktops are made of 25 mm laminate-covered particle board with ABS edges.

## CABINETS

16mm melamine-coated particle board with ABS edges and PU glue. Matt white and custom colour are MDF finished with moisture-resistant, two-component lacquer, which has a easy to clean surface. Classic cabinets with grooved fronts are made from oak veneer on 15mm MDF.

The cabinets in all styles are supplied as assembled units with adjustable brackets for wall mounting. Vanity units are supplied with aluminium coloured bases and rear bracing panels as standard. Tall cabinets and wall cabinets are also supplied with 4mm glass shelves in smoked glass with polished edges as standard.

Optional extras are available such as push-open on selected cabinets, underlight, built-in LED lighting and accessory packages. For more information on optional extras, please see the price list.

## FRONTS

### CLASSIC:

The fronts are inset between the cabinet sides (gables) and are available as a framed front with integrated handle or a plain front in 18mm MDF boards finished with moisture-resistant, two-component lacquer. The grooved fronts are 18mm MDF board faced with oak veneer. Fronts with wood decors are 19mm particle board finished with melamine. Integrated handles are made of anodized black aluminum or matched to a custom colour. For custom colours the fronts with integrated handles are painted with moisture-resistant two-component lacquer.

### VINTAGE:

The fronts are inset between the gables, curved and available in a grooved version as 21mm MDF boards finished with moisture-resistant, two-component lacquer. Alternatively a softer version is also available. These fronts are 22mm MDF boards with 20° curved edges and an integrated handle, finished with moisture resistant, two-component lacquer and are in front of the cabinet sides (gables).

### URBAN:

The fronts are in front of the gables. Wood decors are 19mm melamine-coated particle board with ABS edges. Matt white and custom colour fronts are 18mm MDF finished with moisture-resistant, two-component lacquer. Fluted fronts in matt white and custom colour are 19mm MDF boards and finished with moisture-resistant two-component lacquer.

## DOORS

All doors are fitted with metal clip hinges that can be adjusted in 3 directions. Hinges are fitted with integrated dampers that ensure that the doors close softly and silently.

## DRAWERS

The drawers have metal sides with concealed drawer runners. They are fully extendable, self-closing and have a soft-close function. The top drawer features a cut-out for waste fittings. The drawers are fully adjustable. Rubber mats are supplied as standard in all drawers.

Optional extras such as power socket, LED lighting in drawers and push-open are available as optional extras. For more information please see the price list.

## MIRRORS

Frames for mirrors in white and black are powder-coated aluminium while the brass finish is anodised aluminium.

All mirrors come with adjustable fittings for the perfect result.

All mirrors are IP44-rated.

Pre-installed anti-mist pad can be added to all mirrors except the Soft mirror.

The pre-installed anti-mist pad is turned on / off with the light control.

## MIRROR CABINETS

All mirror cabinets come with lighting control, an electric socket and a twin USB port. The double-sided mirror doors have adjustable hinges. A round 5x magnifying mirror which can be placed on the inside of the door is included. Mirror cabinets are melamine-covered particle board construction with 4mm movable, tinted glass shelves

All mirror cabinets are IP44-rated.

Underlights to provide light onto the basin area and interior lights are available as extras for selected mirror cabinets.

Wooden trays for small items are available as extras for mirror cabinets.

## WIRELESS LIGHTING CONTROL FOR MIRRORS AND MIRROR CABINETS

Wireless lighting control may be added to mirrors and mirror cabinets so that they can control other mirrors and mirror cabinets with a wireless lighting control device. Plus ceiling lights, pendants and Illumi shelves with lighting control and a wireless receiver can also be linked. The control is reciprocal so that two mirrors or mirror cabinets can control each other's lights.

The wireless system is a closed 2.4 GHz system that does not require Internet access or a router so doesn't create interference with other wireless systems. See more information about installation, pairing and the system range in the installation instructions for the products at [dansani.co.uk](http://dansani.co.uk)

## CEILING LIGHTS, PENDANTS AND ILLUMI SHELVES

12V system with dimming and colour temperature from 2,100-6,500 Kelvin controlled from the mirror or mirror cabinet. NB: Requires a Dansani wireless receiver built into the ceiling that can control up to 4 Jupiter spot lights or 5 ceiling / pendant lights. If more ceiling lights/pendants are required more wireless receivers must be purchased.

**NB: Will only function when paired with a Dansani mirror or mirror cabinet with built in wireless light control or a remote control for wireless lighting control.**

### DRAWER LIGHTS

Additional lighting running the width of the drawer with a set colour temperature of 3,150 Kelvin automatically turns on when the drawer is opened and are angled downwards into the open drawer to avoid dazzling the user. The drawer lights are IP44-rated.

### UNDERLIGHT AS A NIGHT LIGHT

Underlights (or downlights) in vanity units have a built-in motion sensor on which the range and timer for the lighting can be set. The downlight turns on automatically when motion is detected and is the perfect night light. The sensor comes with a cable with one additional connection so that a side cabinet with downlight can be connected to the same sensor. The sensor can be purchased separately for subsequent installation with the downlight in other cabinets. If you choose a mirror or mirror cabinet with lighting control you can also order downlights for tall cabinets. By adding wireless lighting control the lighting brightness and colour in these cabinets adjusts with the mirror or mirror cabinet.

See more information about installation, pairing and the system range in the installation instructions for the products at [dansani.co.uk](https://dansani.co.uk)

### ENERGY LABEL AND PRODUCT DATA SHEET

Can be downloaded by searching for the relevant product at [dansani.co.uk](https://dansani.co.uk) or by requesting a printed copy.

### LIGHTING IN GENERAL

Dansani develops its own LED lighting with low power consumption and very high quality light to reproduce colours correctly (Ra 90-95).

Dansani makes an effort to ensure a long life expectancy by designing lighting products so that drivers and LEDs can dissipate the heat, but it is important to note that the life expectancy is significantly reduced if the light is constantly left on.

All mirrors and mirror cabinets come with 12V incremental lighting control from a very warm light of 2,100 Kelvin to a cool light of 6,500 Kelvin and gradual dimming. The most recent setting is remembered when the light is turned off and remains off for a min. of 5 seconds

### IP44 CLASSIFICATION

At Dansani your safety is our priority. All the electrical components in our furniture have therefore been pre-fitted to guarantee safe installation. At the same time, we wish to give you an opportunity to maximise the use of the space in your bathroom. Consequently, we have a wide range of IP44-rated products so you can place your furniture as close as possible to the water source while retaining all the storage space you need. For more information, see "Ranges" at [dansani.co.uk](https://dansani.co.uk)

All of our furniture with electrical components is also CE-certified with labels showing the product classification. We recommend that you have the installation carried out by an authorised electrician in compliance with current legislation.

### WOODEN TRAYS

Functional storage trays for drawers and cabinets that can be placed where required. The wooden trays are over-veneered oak plywood and finished with a natural varnish.

### HANDLES

Our furniture is supplied without handles. These can be ordered as optional extras from our wide range of handles, each with their own design, colour and look.

### FITTING INSTRUCTIONS

Are included with all orders.

### WARRANTY

There is a 10 year warranty against manufacturing defects. On heated towel rails there is a 5 year warranty. Consumables and normal wear and tear are not covered.

For further information regarding warranty, quality and tolerances please visit [dansani.co.uk](https://dansani.co.uk)

## PRACTICAL INFORMATION

### BEFORE ORDERING LUNA

The furniture is produced to order. Therefore we have a lead time of 2-3 weeks for standard finishes and 6-7 weeks for bespoke items and custom colours.

– Always indicate carcass colour.

– Remember accessories such as handles, push-open, built-in lighting and trays in drawers.

### BEFORE INSTALLING LUNA FURNITURE

Please read the fitting instructions carefully before commencing installation. All plumbing work should be carried out by a competent plumber. All electrical connections must be made by a qualified electrician. Please note that the dimensions of the basins are subject to variation within the margins indicated. Fitting of the product signifies acceptance of the quality.

### MAINTENANCE

Please always read the folder (enclosed with the furniture on delivery) which contains advice and instructions on the maintenance of your furniture. Always read the instructions and declaration of contents of any cleaning agents before you use them on your new furniture.

Cleaning materials containing abrasives and strong acids should not be used. Please make sure that basin and furniture are dried after use. This will make the cleaning easier and avoids your furniture being damaged by moisture.

### GENERAL

Dansani reserve the right to make any alterations to the products and make product improvements without prior notice. Dansani cannot be held liable for errors due to misprints. Dansani have an ongoing policy of design, development and improvement, we therefore reserve the right to modify specification and prices without prior notice. **Special orders and furniture that has been fitted cannot be returned.**

Please visit [www.dansani.co.uk](https://www.dansani.co.uk) for further information.


## INSTALLATION MEASUREMENTS

For more information on installation and first-fix measurements check under each product at our website or at [dansani.co.uk/installation](https://dansani.co.uk/installation)



# MIDO+

<b>160</b>	INSPIRATION
<b>176</b>	PRODUCT GUIDE
<b>184</b>	MIDO+ & THE ENVIRONMENT





**CLEAN & EASY ON THE EYES**

# DANSANI MIDO<sup>+</sup>

Mido<sup>+</sup> is clean, simple design for any size bathroom, at a fair price. You get excellent value for money and well thought-out Danish design, made in Denmark.


Simple, up-to-date designs and materials ensure that your bathroom regime can withstand mascara splodges or breezy bubbles day after day.

The drawer runners will stand up to enthusiastic teenagers or curious toddlers. Mido<sup>+</sup> has lots of functionality to brighten up your daily routine.





The round shape of the Bright light is on-trend with current styles for soft shapes, and the really clever thing is that the same light can be used as a mirror, wall or pendant light.



Create extra impact with the Present mirror and accompanying shelf. Mirrors for decoration are another trend and the tinted effect on both mirror and shelf helps create the look in this bathroom.

**50cm - White matt**

Amber Mini basin 285.- Art. no. 532305003 / Vanity unit 341.- Art. no. P01-1110 / Button handle 12.- Art. no. 189553028 / Corona mirror 419.- Art. no. 94260

Optional extras: Tall cabinet 515.- Art. no. P19-1110 / Button handle 12.- Art. no. 189553028 / Present mirror 116.- Art. no. 96040 / Bright light 142.- Art. no. 190304490 / Overflow ring 9.- Art. no. 4880028







**DOORS**  
2 doors - W 60 · 80cm / D 35cm / H 57,6cm



**DOOR**  
1 door - W 50cm / D 35cm / H 57,6cm



**DRAWERS**  
2 drawers - W 50 · 60, 80cm / D 35cm / H 57,6cm



**DRAWER**  
1 drawer - W 50 · 60 · 80cm / D 35cm / H 40cm



**DRAWERS**  
2 drawers - W 60 · 80 · 100 · 120, 120Dcm / D 44cm / H 57,6cm



## DOORS OR DRAWERS

# IN A SIZE THAT FITS

With Mido+ you can choose vanity units with either doors or drawers.  
Our drawer solution is available in two different depth projections.

### DOORS

Mido+ is about value for money & vanity units with doors help you achieve this.  
There is plenty of shelf space and the doors have practical soft-close fittings.  
The quality is the same whether you choose doors or drawers – and we offer a  
10-year warranty so you can count on it lasting for many years.

### THE GREAT THING ABOUT DRAWERS

You can see everything all at once because they fully extend when open.  
This is practical for locating your belongings and everything can be organised in the  
smart, practical wooden trays. Again the drawers are soft-closing of course.




### DRAWER

1 drawer - W 60 · 80 · 100 · 120 · 120Dcm / D 44cm / H 40cm

CHOOSE BETWEEN

# TWO DEPTHS

Is your bathroom narrow? Then choose a vanity unit that is just 35cm deep, but as wide as you have space for. The classic and practical Lotto porcelain basin or as shown here the new Marbelique marblecast basin are both great choices for narrow bathrooms.



Depth: 35cm



Depth: 44cm

Is a large basin with deeper bowl the most important thing for you, or are you more into extra countertop space to the side of the bowl? See an overview of Mido+ basins on p. 182.



## 80cm - Grey matt

Marbelique basin 480.- Art. no. 538908003 / Vanity unit 506.- Art. no. P41-1003 / Pixel handle 12.- Art. no. 189562047 / Glow mirror 488.- Art. no. 94680

Optional extras: Tall cabinet 693.- Art. no. P20-1103 / Tall cabinet 693.- Art. no. P20-1203 / Pixel handle 12.- ea. Art. no. 189562047









**100cm - White matt**

Amber basin 482.- Art. no. 532410003 / Vanity unit 807.- Art. no. P16-1010 /  
 Select mirror 274.- Art. no. 95410 / Libra light 105.- Art. no. 190304073 /  
 Base handle 29.- ea. Art. no. 189547328

Optional extras: Tall cabinet 693.- Art. no. P20-1110 / Base handle 19.- Art. no. 189547228 /  
 Overflow ring 9.- Art. no. 4880028









#### SMART CHIC MIRROR SHELF

This is how smart and simple it can be - the nifty little Chic metal shelf floats in front of the mirror and is perfect for holding accessories or your favourite diffuser.



#### FURNISHING IDEA:

Keep the bathroom furniture in neutral shades and enhance your design with colours on the walls. It is easier and more economical to change the colour on painted walls if you feel like changing the mood.

#### 60cm - White matt

Cappella basin 404.- Art. no. 535906007 / Vanity unit 455.- Art. no. P22-1010 / Grace handle 19.- Art. no. 189555028 / LED lighting in drawer 28.- Art. no. 190304350 / Shine mirror 531.- Art. no. 94770

Optional extras: Wall cabinet 249.- Art. no. P27-1210 / Wall cabinet 249.- ea. Art. no. P27-1110 / Grace handle 19.- ea. Art. no. 189555028 / Chic metal shelf 43.- Art. no. 581210000



**80cm - Black structure**

Lotto XL basin 480.- Art. no. 537808103 / Vanity unit 761.- Art. no. P15-1029 / Pixel handle 12.- ea. 189562047 /  
Drawer dividers for top drawer 165.- Art. no. MSI8044 / Top mirror cabinet 738.- Art. no. S518-229

Optional extras: Tall cabinet 515.- Art. no. P19-1229 / Tall cabinet 515.- Art. no. P19-1129 / Wall cabinet 249.- ea. Art. no. P27-1229 /  
Pixel handle 12.- ea. Art. no. 189562047 / LED lighting in drawer 28.- ea. Art. no. 190304350



HERE YOU GET

# LOTS OF STORAGE SPACE

The practical wall cabinets are not just decorative, as there is lots of space providing an excellent overview for all your personal belongings. See more details about wall cabinets and tall cabinets on the next page.

The Lotto basin has a soft, round shape and a generous bowl area providing plenty of space. Mido+ porcelain basins are strong and long-lasting, while being incredibly easy to clean.



#### THE PERFECT DRAWER ARRANGEMENT

Smart looking and extremely practical. The drawer accessory pack in oak makes it easy to keep track of all those smaller items we use in the bathroom.

Lighting in the drawer creates ambience and provides a much better overview of the contents. The light is supplied with a USB cable for recharging.



## MIRRORS

# THE IDEAL FRAME

Smile – we have the perfect mirror and the right natural lighting for doing your makeup and hair, so you leave the house looking the way you planned to. And it's a bonus that the mirror and lighting are available in attractive designs, so besides helping you to look good, they make your bathroom look good too.




With built-in lighting at the top and bottom of the mirror or all the way round, you avoid shadows disrupting your view.



#### A TIP ABOUT SUSTAINABILITY

Dansani mirrors and mirror cabinets are not just on-trend, functional and smart – they are also of extremely high quality. Plus they are long lasting and therefore more sustainable.



#### A TIP ABOUT EVERYDAY JOY

If you are tired of your mirror steaming up when you take a bath, make your life easier by choosing a mirror with an anti-mist pad.

#### 60cm - Black structure

Cappella basin 270.- Art. no. 535906003 / Vanity unit 451.- Art. no. P02-1029 /  
Button handle 12.- ea. Art. no. 189553044 / Repeat mirror 343.- Art. no. 91361

Optional extras: Overflow ring 9.- Art. no. 4880044 / Tall cabinet 693.- Art. no. P20-1229 /  
Button handle 12.- Art. no. 189553044 / Laundry basket incl glide-rail 55.- Art. no. 190304212

## MIRROR CABINETS

# DOUBLE UP WITH A MIRROR CABINET

All the advantages of a mirror with smart storage space for your favourite perfumes and creams, the household pharmacy and not least your electric toothbrush and shaver. It is a great way to avoid clutter around the basin. Plus with a mirror on the inside of the doors you can see yourself from all angles.

Of course our mirrors and mirror cabinets come in a range of sizes to match your furniture.



You can position the round magnifying mirror precisely where it suits you in the mirror cabinet. Be careful, however, not to obstruct the shelves.



All Mido+ mirror cabinets have built-in sockets for your electrical accessories and a switch to control the light.



Libra & Vela lights have been specially developed for Select mirrors and mirror cabinets and are available in sizes to complement the width of the mirror. So you are sure of uniform lighting all over the surface of the mirror and don't need to move around into the light. Libra is available both in black and classic chrome, as shown here.



120cm - Warm oak

Amber basin 848.- Art. no. 532412203 / Vanity unit 875.- Art. no. P13-1055 /  
Slim handle 19.- ea. Art. no. 189542043 / Select mirror cabinet 668.- Art. no. S672-255 / Libra light 105.- Art. no. 190304071






**EXTRA STORAGE SPACE**

# TALL CABINETS & WALL CABINETS

Avoid clutter in the bathroom with plenty of practical storage space with everything right where it belongs. Then the bathroom is a daily delight for everyone. Towels, underwear, the laundry basket – a tall cabinet is an ideal place to store it all and if you choose the 40cm wide cabinet there are three easily accessible shelves on the door, so you can always keep track of bottles and containers.

The standard version of tall cabinet is supplied with 4 glass shelves and one wooden shelf.





**TOP**  
W 50, 60, 80, 100, 120cm



**SELECT**  
W 50, 60, 80, 100, 120cm



**GLOW**  
W 50, 60, 80, 100, 120cm



**SELECT WITH BLACK FRAME**  
W 50, 60, 80, 100, 120cm



**SELECT**  
W 50, 60, 80, 100, 120cm



**REPEAT**  
W 50, 60, 80, 100, 120cm


## MIRRORS AND MIRROR CABINETS

## SEE WELL &amp; LOOK GOOD

See yourself in the most natural light when putting on your mascara or doing your hair. This will avoid nasty surprises when you step out into the daylight. We have met this challenge with a range of mirrors and mirror cabinets with high quality lighting. Here is an overview and note that all models are available in sizes to match the width of your furniture.



**CORONA**  
W 60, 75, 90cm



**SHINE**  
W 75, 90cm



**CORONA OVAL**  
W 50cm


**PRESENT**  
W 40cm



**COLOURS**

# HOW DO YOU WANT IT TO FEEL?

Clean and simple, with smooth, white fronts or perhaps a darker, more striking style in black structure? There is also warm oak, which will give you the every day feeling of being in harmony with nature. Choose your colour and finish according to the look and feeling you're going for in your bathroom.



Warm oak



White matt



White satin/  
white gloss




Grey matt



Black structure

## SET THE STYLE WITH HANDLES

Settle for the classic Base\* handles in chrome – supplied as standard with all furniture. Or create something a little more special, perhaps adding a feminine knob style handle in white or brass. Or how about the on-trend new Shell and Wing models in brass colours or one of the new Natura knob style handles in light or dark wood?



**A TIP ABOUT SUSTAINABILITY**  
 At Dansani we are always looking to new materials that are better for the environment. The black Button handle is produced using OceanIX Plastic, which is recycled plastic from, for example, old fishing nets.



## SINGLE OR DOUBLE

# BASINS

A substantial deeper basin, an extra large basin, or what about a double basin when there are often two people in the bathroom? We offer lots of basin choices. Classically tall, or minimalist and sleek? Choose the basin to match your style. See an overview here.



**CAPPELLA**  
W 52 · 62 · 82cm / D 40,5cm / H 8,8cm  
White gloss sanitary porcelain



**CAPPELLA**  
W 52 · 62 · 82cm / D 40,5cm / H 8,8cm  
White matt sanitary porcelain



**CAPPELLA**  
W 52 · 62 · 82cm / D 40,5cm / H 8,8cm  
Anthracite matt sanitary porcelain



**MINI AMBER**  
W 52 · 62 · 82cm / D 36,5cm / H 1,8cm  
White gloss sanitary porcelain



**AMBER DOUBLE**  
W 121cm / D 45,5cm / H 1,8cm  
White gloss sanitary porcelain



**AMBER**  
W 52 · 62 · 82cm / D 45,5cm / H 1,8cm  
White gloss sanitary porcelain



**LOTTO**  
W 55,5 · 65,5 · 85,5cm / D 38,2cm / H 7cm  
White gloss sanitary porcelain



**LOTTO XL**  
W 85,5 · 105,5 · 125,5cm / D 48cm / H 7cm  
White gloss sanitary porcelain



**MINI MARBELIQUE**  
W 55,4 · 65,4 · 85,4cm / D 37,7cm / H 5cm  
White gloss marblecast



**MARBELIQUE**  
W 65,4 · 85,4 · 105,4 · 125,4cm / D 46,7cm / H 5cm  
White gloss marblecast



**NO FIGHTING FOR SPACE**

A double basin is a brilliant solution when there are a number of children, all needing to brush their teeth or wash their hands or when a couple of adults in a hurry need to get ready at the same time. It makes for less stress during morning and evening routines and every day is a little more calm.

**SANITARY PORCELAIN / SOFT, ROUNDED EDGES AND AN EXTRA HARD-WEARING SURFACE**

Sanitary porcelain is a strong ceramic material, designed with soft, rounded edges, on both the basin and the worktop. The surface is smooth and hard, while the rounded edges make it easy to clean. Basins in sanitary porcelain only require a minimum amount of maintenance – even after many years of use.

**MARBLECAST / STRAIGHT SIMPLE EDGES WITH A DURABLE SURFACE**

Marblecast slabs are moulded from a heavy polymer resin mixed with crushed marble. Then a durable gelcoat is applied. The final surface finish consists of a protective coating that makes the surface hard and smooth and not least easy to clean. A marblecast basin can handle a sharper form and has greater uniformity than a porcelain basin - plus the durability is of course top notch.

	50CM	60CM	80CM	100CM	120CM
<b>CAPPELLA</b>	52 cm 39/40,5 cm	62 cm 39/40,5 cm	82 cm 39/40,5 cm		
White gloss					
White matt					
Anthracite matt					
<b>AMBER</b>	51 36,5	61 36,5	81 36,5		
White gloss					
		61 46,5	81 46,5	101 46,5	121 46,5
					121 46,5
<b>LOTTO</b>	55,5 38,2	65,5 38,2	85,5 38,2		
White gloss					
			85,5 48	105,5 48	125,5 48
<b>MARBELIQUE</b>	55,4 37,7	65,4 37,7	85,4 37,7		
White gloss					
		65,4 46,7	85,4 46,7	105,4 46,7	125,4 46,7

MIDO+ &

# THE ENVIRONMENT



## MATERIALS FOR CABINETS, DOORS AND FRONTS

Mido+ bathroom furniture consists of melamine-covered particle board. If you choose the white matt decor, the front of the furniture is a foil-covered MDF board.

Recycling is high on the list of priorities at Dansani. The melamine-covered particle board we use for Mido+ consists of 2/3 recycled wood. The particle board that is not recycled for the production of new boards is incinerated and generates energy for production, so nothing goes to waste.

The white matt and high-gloss fronts are PVC-free, foil-covered MDF boards where 40% of the foil is recycled material, so the environment is obviously an important factor.

All new wood that is part of the board production is from sustainable forestry, and a total of 93% of all wood material in our furniture is now certified with full traceability. Obviously, our goal is 100%.

Dansani A/S is now PEFC Chain of Custody certified - PEFC/09-31-216. By sourcing PEFC-certified wood, we support the sustainable management of forests globally. We have a plan to offer all our ranges as PEFC-certified, and already now a number of our bathroom furniture is available as PEFC-certified.







**BASINS**

The Mido+ basins made of sanitary porcelain are durable and have a long lifecycle. They can be used e.g. in granulated form for road fill or in other processes eliminating the risk of discharging hazardous substances. They can also be recycled to make new basins if a return programme exists.



**LIGHTING AND MIRRORS**

All light sources are energy-efficient LED lighting with a life of 20 years with 4 hours of daily use. And when the light has served its purpose, it is easy to dismantle and dispose of in an environmentally friendly and correct way.

All mirrors are of high quality and therefore have a long life.



We're constantly introducing new initiatives - stay tuned here.



# MIDO+

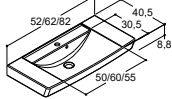
**188** PRICE LIST

**199** PRODUCT INFORMATION

## BASIN FOR VANITY UNITS - DEPTH 35CM

### CAPPELLA

Can be wall-hung

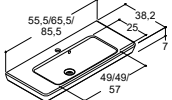


#### Sanitary porcelain

- White gloss, with tap hole
- White matt, with tap hole
- Anthracite matt, with tap hole

### LOTTO

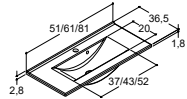
Can be wall-hung



#### Sanitary porcelain

- White gloss, with tap hole

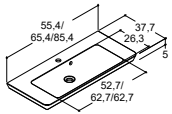
### MINI AMBER



#### Sanitary porcelain

- White gloss, with tap hole

### MINI MARBELIQUE



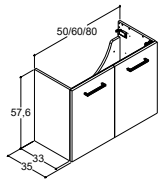
#### Marblecast

- White gloss, with tap hole

50CM		60CM		80CM	
Art. no.	Price £	Art. no.	Price £	Art. no.	Price £
535905003	248.-	535906003	270.-	535908003	340.-
535905001	371.-	535906001	404.-	535908001	510.-
535905007	371.-	535906007	404.-	535908007	510.-
Tolerance -5/+5 mm		Tolerance -5/+6 mm		Tolerance -5/+8 mm	
536805003		536806003		536808003	
350.-		413.-		480.-	
Tolerance -5/+5 mm		Tolerance -5/+6 mm		Tolerance -5/+8 mm	
532305003		532306003		532308003	
285.-		316.-		359.-	
Tolerance -5/+5 mm		Tolerance -5/+6 mm		Tolerance -5/+8 mm	
538805003		538806003		538808003	
350.-		413.-		480.-	
Tolerance -0/+3 mm		Tolerance -0/+3 mm		Tolerance -0/+3 mm	

## VANITY UNITS - DEPTH 35CM

### VANITY UNITS WITH DOORS



#### Colour sides/front

- White satin/white gloss
- White matt
- Grey matt
- Warm oak
- Black structure

50CM				60CM		80CM	
LEFT HAND HINGED		RIGHT HAND HINGED		Art. no.	Price £	Art. no.	Price £
Art. no.	Price £	Art. no.	Price £	Art. no.	Price £	Art. no.	Price £
P01-1212	341.-	P01-1112	341.-	P02-1012	451.-	P03-1012	509.-
P01-1210	341.-	P01-1110	341.-	P02-1010	451.-	P03-1010	509.-
P01-1203	341.-	P01-1103	341.-	P02-1003	451.-	P03-1003	509.-
P01-1255	341.-	P01-1155	341.-	P02-1055	451.-	P03-1055	509.-
P01-1229	341.-	P01-1129	341.-	P02-1029	451.-	P03-1029	509.-
1 door		1 door		2 doors		2 doors	
Art. no.	Price £	Art. no.	Price £	Art. no.	Price £	Art. no.	Price £
KGT	16.-	KGT	16.-	KGT	16.-	KGT	16.-
BG160T	16.-	BG160T	16.-	BG160T	16.-	BG160T	16.-

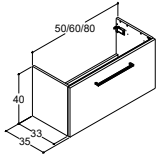
### OPTIONAL EXTRAS

Predrilled for knob style handle. See [dansani.co.uk/predrilled](https://dansani.co.uk/predrilled)

Predrilled for bow style handle 160 mm. See [dansani.co.uk/predrilled](https://dansani.co.uk/predrilled)

## VANITY UNITS - DEPTH 35CM

### VANITY UNITS WITH DRAWER



**Colour sides/front**

White satin/white gloss
White matt
Grey matt
Warm oak
Black structure

### OPTIONAL EXTRAS

LED lighting in drawer

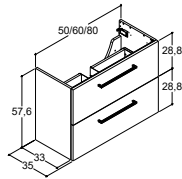


Battery powered. For easy retrofitting in a drawer (USB cable for recharging included)

Predrilled for knob style handle. See [dansani.co.uk/predrilled](https://dansani.co.uk/predrilled)

Predrilled for bow style handle 320 mm. See [dansani.co.uk/predrilled](https://dansani.co.uk/predrilled)

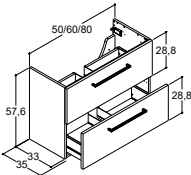
### VANITY UNITS WITH DRAWERS AND A CUT-OUT FOR WASTE FITTINGS IN TOP DRAWER



**Colour sides/front**

White satin/white gloss
White matt
Grey matt
Warm oak
Black structure

### VANITY UNITS WITH DRAWERS AND A CUT-OUT FOR WASTE FITTINGS IN BOTH DRAWERS



**Colour sides/front**

White satin/white gloss
White matt
Grey matt
Warm oak
Black structure

### OPTIONAL EXTRAS

LED lighting in drawer



Battery powered. For easy retrofitting in a drawer (USB cable for recharging included)

Drawer dividers for top drawer

Predrilled for knob style handle. See [dansani.co.uk/predrilled](https://dansani.co.uk/predrilled)

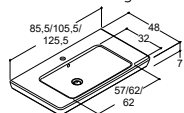
Predrilled for bow style handle 320 mm. See [dansani.co.uk/predrilled](https://dansani.co.uk/predrilled)

50CM		60CM		80CM	
Art. no.	Price £	Art. no.	Price £	Art. no.	Price £
P21-1012	429.-	P22-1012	455.-	P23-1012	506.-
P21-1010	429.-	P22-1010	455.-	P23-1010	506.-
P21-1003	429.-	P22-1003	455.-	P23-1003	506.-
P21-1055	429.-	P22-1055	455.-	P23-1055	506.-
P21-1029	429.-	P22-1029	455.-	P23-1029	506.-
<hr/>					
Art. no.	Price £	Art. no.	Price £	Art. no.	Price £
190304350	28.-	190304350	28.-	190304350	28.-
LED 1W, 4000K, 75lm		LED 1W, 4000K, 75lm		LED 1W, 4000K, 75lm	
<hr/>					
KGC	16.-	KGC	16.-	KGC	16.-
BG320C	16.-	BG320C	16.-	BG320C	16.-
<hr/>					
Art. no.	Price £	Art. no.	Price £	Art. no.	Price £
P04-1012	648.-	P05-1012	688.-	P06-1012	761.-
P04-1010	648.-	P05-1010	688.-	P06-1010	761.-
P04-1003	648.-	P05-1003	688.-	P06-1003	761.-
P04-1055	648.-	P05-1055	688.-	P06-1055	761.-
P04-1029	648.-	P05-1029	688.-	P06-1029	761.-
<hr/>					
Art. no.	Price £	Art. no.	Price £	Art. no.	Price £
P24-1012	648.-	P25-1012	688.-	P26-1012	761.-
P24-1010	648.-	P25-1010	688.-	P26-1010	761.-
P24-1003	648.-	P25-1003	688.-	P26-1003	761.-
P24-1055	648.-	P25-1055	688.-	P26-1055	761.-
P24-1029	648.-	P25-1029	688.-	P26-1029	761.-
<hr/>					
Art. no.	Price £	Art. no.	Price £	Art. no.	Price £
190304350	28.-	190304350	28.-	190304350	28.-
LED 1W, 4000K, 75lm		LED 1W, 4000K, 75lm		LED 1W, 4000K, 75lm	
<hr/>					
MSI5035	71.-	MSI6035	86.-	MSI8035	165.-
<hr/>					
KGC	16.-	KGC	16.-	KGC	16.-
BG320C	16.-	BG320C	16.-	BG320C	16.-

## BASIN FOR VANITY UNITS - DEPTH 44CM

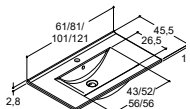
### LOTTO XL

Can be wall-hung



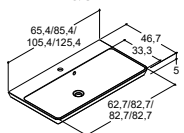
**Sanitary porcelain**  
White gloss, with tap hole

### AMBER



**Sanitary porcelain**  
White gloss, with tap hole

### MARBELIQUE

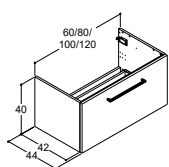


**Marblecast**  
White gloss, with tap hole

60CM		80CM		100CM		120CM	
Art. no.	Price £	Art. no.	Price £	Art. no.	Price £	Art. no.	Price £
-	-	537808103	480.-	537810103	639.-	537812103	803.-
-	-	Tolerance -5/+8 mm		Tolerance -5/+10 mm		Tolerance -5/+12 mm	
532406003	349.-	532408003	411.-	532410003	482.-	532412003	720.-
Tolerance -5/+6 mm		Tolerance -5/+8 mm		Tolerance -5/+10 mm		Tolerance -5/+12 mm	
538906003	413.-	538908003	480.-	538900003	639.-	538902003	803.-
Tolerance -0/+3 mm		Tolerance -0/+3 mm		Tolerance -0/+3 mm		Tolerance -0/+3 mm	

## VANITY UNITS - DEPTH 44CM

### VANITY UNITS WITH DRAWER



**Colour sides/front**

- White satin/white gloss
- White matt
- Grey matt
- Warm oak
- Black structure

Art. no.	Price £	Art. no.	Price £	Art. no.	Price £	Art. no.	Price £
P40-1012	455.-	P41-1012	506.-	P42-1012	550.-	P43-1012	595.-
P40-1010	455.-	P41-1010	506.-	P42-1010	550.-	P43-1010	595.-
P40-1003	455.-	P41-1003	506.-	P42-1003	550.-	P43-1003	595.-
P40-1055	455.-	P41-1055	506.-	P42-1055	550.-	P43-1055	595.-
P40-1029	455.-	P41-1029	506.-	P42-1029	550.-	P43-1029	595.-

### OPTIONAL EXTRAS

LED lighting in drawer



Battery powered. For easy retrofitting in a drawer (USB cable for recharging included)

Art. no.	Price £	Art. no.	Price £	Art. no.	Price £	Art. no.	Price £
190304350	28.-	190304350	28.-	190304350	28.-	190304350	28.-

LED 1W, 4000K, 75lm

Moveable wooden tray for drawer



Art. no.	Price £	Art. no.	Price £	Art. no.	Price £	Art. no.	Price £
305250016	101.-	305250016	101.-	305250016	101.-	305250016	101.-

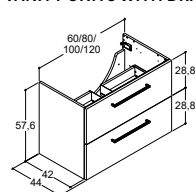
Predrilled for knob style handle. See [dansani.co.uk/predrilled](https://dansani.co.uk/predrilled)

Art. no.	Price £	Art. no.	Price £	Art. no.	Price £	Art. no.	Price £
KGC	16.-	KGC	16.-	KGC	16.-	KGC	16.-

Predrilled for bow style handle 320 mm. See [dansani.co.uk/predrilled](https://dansani.co.uk/predrilled)

Art. no.	Price £	Art. no.	Price £	Art. no.	Price £	Art. no.	Price £
BG320C	16.-	BG320C	16.-	BG320C	16.-	BG320C	16.-

### VANITY UNITS WITH DRAWERS AND A CUT-OUT FOR WASTE FITTINGS IN TOP DRAWER



**Colour sides/front**

- White satin/white gloss
- White matt
- Grey matt
- Warm oak
- Black structure

Art. no.	Price £	Art. no.	Price £	Art. no.	Price £	Art. no.	Price £
P09-1012	688.-	P15-1012	761.-	P16-1012	807.-	P17-1012	875.-
P09-1010	688.-	P15-1010	761.-	P16-1010	807.-	P17-1010	875.-
P09-1003	688.-	P15-1003	761.-	P16-1003	807.-	P17-1003	875.-
P09-1055	688.-	P15-1055	761.-	P16-1055	807.-	P17-1055	875.-
P09-1029	688.-	P15-1029	761.-	P16-1029	807.-	P17-1029	875.-

### OPTIONAL EXTRAS

LED lighting in drawer



Battery powered. For easy retrofitting in a drawer (USB cable for recharging included)

Art. no.	Price £	Art. no.	Price £	Art. no.	Price £	Art. no.	Price £
190304350	28.-	190304350	28.-	190304350	28.-	190304350	28.-

LED 1W, 4000K, 75lm

Drawer dividers for top drawer



Art. no.	Price £	Art. no.	Price £	Art. no.	Price £	Art. no.	Price £
MSI6044	86.-	MSI8044	165.-	MSI10044	183.-	MSI12044	209.-

Moveable wooden tray for bottom drawer



Art. no.	Price £	Art. no.	Price £	Art. no.	Price £	Art. no.	Price £
305250016	101.-	305250016	101.-	305250016	101.-	305250016	101.-

Predrilled for knob style handle. See [dansani.co.uk/predrilled](https://dansani.co.uk/predrilled)

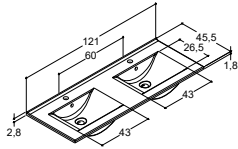
Art. no.	Price £	Art. no.	Price £	Art. no.	Price £	Art. no.	Price £
KGC	16.-	KGC	16.-	KGC	16.-	KGC	16.-

Predrilled for bow style handle 320 mm. See [dansani.co.uk/predrilled](https://dansani.co.uk/predrilled)

Art. no.	Price £	Art. no.	Price £	Art. no.	Price £	Art. no.	Price £
BG320C	16.-	BG320C	16.-	BG320C	16.-	BG320C	16.-

## DOUBLE BASIN FOR VANITY UNITS - DEPTH 44CM

AMBER



Sanitary porcelain

White gloss, with tap hole

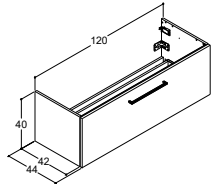
120CM

Art. no.	Price £
532412203	848.-

Tolerance -5/+12 mm

## VANITY UNITS FOR DOUBLE BASIN - DEPTH 44CM

VANITY UNITS WITH DRAWER



Colour sides/front

White satin/white gloss

White matt

Grey matt

Warm oak

Black structure

Art. no.	Price £
P43-1012	595.-

P43-1010	595.-
----------	-------

P43-1003	595.-
----------	-------

P43-1055	595.-
----------	-------

P43-1029	595.-
----------	-------

OPTIONAL EXTRAS

LED lighting in drawer



Battery powered. For easy retrofitting in a drawer (USB cable for recharging included)

Art. no.	Price £
190304350	28.-

LED 1W, 4000K, 75lm

Moveable wooden tray for drawer



305250016	101.-
-----------	-------

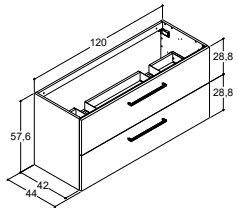
Predrilled for knob style handle. See [dansani.co.uk/predrilled](https://dansani.co.uk/predrilled)

KGC	16.-
-----	------

Predrilled for bow style handle 320 mm. See [dansani.co.uk/predrilled](https://dansani.co.uk/predrilled)

BG320C	16.-
--------	------

VANITY UNITS WITH DRAWERS AND WITH A DOUBLE CUT-OUT FOR WASTE FITTINGS IN TOP DRAWER



Colour sides/front

White satin/white gloss

White matt

Grey matt

Warm oak

Black structure

Art. no.	Price £
P13-1012	875.-

P13-1010	875.-
----------	-------

P13-1003	875.-
----------	-------

P13-1055	875.-
----------	-------

P13-1029	875.-
----------	-------

OPTIONAL EXTRAS

LED lighting in drawer

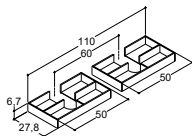


Battery powered. For easy retrofitting in a drawer (USB cable for recharging included)

Art. no.	Price £
190304350	28.-

LED 1W, 4000K, 75lm

Drawer dividers for top drawer



MSI12044D	171.-
-----------	-------

Moveable wooden tray for bottom drawer



305250016	101.-
-----------	-------

Predrilled for knob style handle. See [dansani.co.uk/predrilled](https://dansani.co.uk/predrilled)

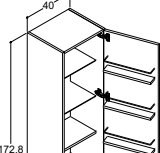
KGC	16.-
-----	------

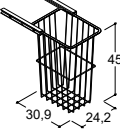
Predrilled for bow style handle 320 mm. See [dansani.co.uk/predrilled](https://dansani.co.uk/predrilled)

BG320C	16.-
--------	------

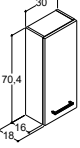
## TALL CABINETS

TALL CABINETS WITH 1 WOODEN SHELF AND 4 GLASS SHELVES	30CM				40CM			
	LEFT HAND HINGED		RIGHT HAND HINGED		LEFT HAND HINGED		RIGHT HAND HINGED	
	Art. no.	Price £	Art. no.	Price £	Art. no.	Price £	Art. no.	Price £
	Colour sides/front							
	White satin/white gloss	P19-1212	515.-	P19-1112	515.-	-	-	-
	White matt	P19-1210	515.-	P19-1110	515.-	-	-	-
	Grey matt	P19-1203	515.-	P19-1103	515.-	-	-	-
	Warm oak	P19-1255	515.-	P19-1155	515.-	-	-	-
Black structure	P19-1229	515.-	P19-1129	515.-	-	-	-	

TALL CABINETS WITH 1 WOODEN SHELF, 4 GLASS SHELVES AND 3 SHELVES ON DOOR	30CM		40CM		30CM		40CM		
	LEFT HAND HINGED		RIGHT HAND HINGED		LEFT HAND HINGED		RIGHT HAND HINGED		
	Art. no.	Price £	Art. no.	Price £	Art. no.	Price £	Art. no.	Price £	
	Colour sides/front								
	White satin/white gloss	-	-	-	-	P20-1212	693.-	P20-1112	693.-
	White matt	-	-	-	-	P20-1210	693.-	P20-1110	693.-
	Grey matt	-	-	-	-	P20-1203	693.-	P20-1103	693.-
	Warm oak	-	-	-	-	P20-1255	693.-	P20-1155	693.-
Black structure	-	-	-	-	P20-1229	693.-	P20-1129	693.-	

OPTIONAL EXTRAS	Art. no.	Price £	Art. no.	Price £	Art. no.	Price £	Art. no.	Price £
Laundry basket incl glide-rail	190304210	55.-	190304210	55.-	190304212	55.-	190304212	55.-
	KGC	16.-	KGC	16.-	KGC	16.-	KGC	16.-
	Pre-drilled for knob style handle. See <a href="https://dansani.co.uk/predrilled">dansani.co.uk/predrilled</a>	BG160C	16.-	BG160C	16.-	BG160C	16.-	BG160C
Pre-drilled for bow style handle 160 mm. See <a href="https://dansani.co.uk/predrilled">dansani.co.uk/predrilled</a>								

## WALL CABINETS

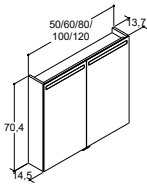
WALL CABINETS WITH 3 GLASS SHELVES	30CM		40CM		30CM		40CM	
	LEFT HAND HINGED		RIGHT HAND HINGED		LEFT HAND HINGED		RIGHT HAND HINGED	
	Art. no.	Price £	Art. no.	Price £	Art. no.	Price £	Art. no.	Price £
	Colour sides/front							
	White satin/white gloss	P27-1212	249.-	P27-1112	249.-	-	-	-
	White matt	P27-1210	249.-	P27-1110	249.-	-	-	-
	Grey matt	P27-1203	249.-	P27-1103	249.-	-	-	-
	Warm oak	P27-1255	249.-	P27-1155	249.-	-	-	-
Black structure	P27-1229	249.-	P27-1129	249.-	-	-	-	

OPTIONAL EXTRAS	Art. no.	Price £	Art. no.	Price £	Art. no.	Price £	Art. no.	Price £
Pre-drilled for knob style handle. See <a href="https://dansani.co.uk/predrilled">dansani.co.uk/predrilled</a>	KGB	16.-	KGB	16.-	KGB	16.-	KGB	16.-
Pre-drilled for bow style handle 160 mm. See <a href="https://dansani.co.uk/predrilled">dansani.co.uk/predrilled</a>	BG160B	16.-	BG160B	16.-	BG160B	16.-	BG160B	16.-



**MIRROR CABINETS**

**TOP WITH LIGHTING (IP44)**

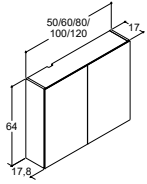


Colour	50CM		60CM		80CM		100CM		120CM		120CM	
	Art. no.	Price £	Art. no.	Price £	Art. no.	Price £	Art. no.	Price £	Art. no.	Price £	Art. no.	Price £
White gloss	S515-212	479.-	S516-212	578.-	S518-212	738.-	S510-212	856.-	S512-212	954.-	S513-212	1,196.-
White matt	S515-210	479.-	S516-210	578.-	S518-210	738.-	S510-210	856.-	S512-210	954.-	S513-210	1,196.-
Grey matt	S515-203	479.-	S516-203	578.-	S518-203	738.-	S510-203	856.-	S512-203	954.-	S513-203	1,196.-
Warm oak	S515-255	479.-	S516-255	578.-	S518-255	738.-	S510-255	856.-	S512-255	954.-	S513-255	1,196.-
Black structure	S515-229	479.-	S516-229	578.-	S518-229	738.-	S510-229	856.-	S512-229	954.-	S513-229	1,196.-
Mirror gables	S515-2147	479.-	S516-247	578.-	S518-247	738.-	S510-247	856.-	S512-247	954.-	S513-247	1,196.-
	Light source: LED 7.5W, 3150K, 934lm		Light source: LED 9W, 3150K, 1098lm		Light source: LED 11.3W, 3150K, 1448lm		Light source: LED 14.4W, 3150K, 1949lm		Light source: LED 14.5W, 3150K, 1989lm		Light source: LED 14.5W, 3150K, 1989lm	
	1 right hand hinged door		2 doors: 30, 30cm		2 doors: 40, 40cm		2 doors: 50, 50cm		2 doors: 60, 60cm		3 doors: 40, 40, 40cm	

Incl. socket and switch

**SELECT WITHOUT LIGHTING (IP44)**

Optional lights available



Colour	50CM		60CM		80CM		100CM		120CM		120CM	
	Art. no.	Price £	Art. no.	Price £	Art. no.	Price £	Art. no.	Price £	Art. no.	Price £	Art. no.	Price £
White gloss	S675-212	448.-	S676-212	488.-	S678-212	570.-	S670-212	620.-	S672-212	668.-	S673-212	737.-
White matt	S675-210	448.-	S676-210	488.-	S678-210	570.-	S670-210	620.-	S672-210	668.-	S673-210	737.-
Grey matt	S675-203	448.-	S676-203	488.-	S678-203	570.-	S670-203	620.-	S672-203	668.-	S673-203	737.-
Warm oak	S675-255	448.-	S676-255	488.-	S678-255	570.-	S670-255	620.-	S672-255	668.-	S673-255	737.-
Black structure	S675-229	448.-	S676-229	488.-	S678-229	570.-	S670-229	620.-	S672-229	668.-	S673-229	737.-
	1 left hand hinged door		2 doors: 30, 30cm		2 doors: 40, 40cm		2 doors: 50, 50cm		2 doors: 60, 60cm		3 doors: 40, 40, 40cm	

Incl. socket and switch

**OPTIONAL LIGHTING SOLUTIONS FOR SELECT MIRROR CABINETS**

NB! Only suitable for Select mirrors and mirror cabinets

**LIBRA (IP44)**



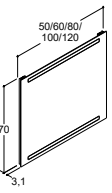
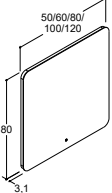
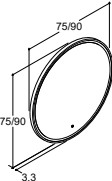
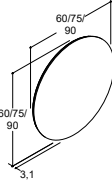
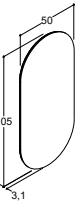
Colour	Art. no.	Price £	Art. no.	Price £	Art. no.	Price £	Art. no.	Price £	Art. no.	Price £	Art. no.	Price £
Chrome	190304070	69.-	190304070	69.-	190304071	105.-	190304071	105.-	190304071	105.-	190304071	105.-
Black	190304072	69.-	190304072	69.-	190304073	105.-	190304073	105.-	190304073	105.-	190304073	105.-
	Light source: LED 4.5W, 3000K, 394lm		Light source: LED 4.5W, 3000K, 394lm		Light source: LED 9W, 3000K, 1188lm		Light source: LED 9W, 3000K, 1188lm		Light source: LED 9W, 3000K, 1188lm		Light source: LED 9W, 3000K, 1188lm	
	30cm light		30cm light		60cm light		60cm light		60cm light		60cm light	

**VELA (IP44)**



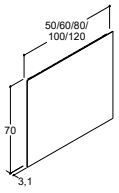
Colour	Art. no.	Price £	Art. no.	Price £	Art. no.	Price £	Art. no.	Price £	Art. no.	Price £	Art. no.	Price £
Chrome	190304080	58.-	190304080	58.-	190304080	58.-	190304080	58.-	190304080	58.-	190304080	58.-
	Light source: LED 5W, 3000K, 370lm		Light source: LED 5W, 3000K, 370lm		Light source: LED 5W, 3000K, 370lm		Light source: LED 5W, 3000K, 370lm		Light source: LED 5W, 3000K, 370lm		Light source: LED 5W, 3000K, 370lm	

## MIRRORS WITH LIGHTING

		50CM	60CM	75-80CM	90-100CM	120CM
<b>REPEAT WITH HORIZONTAL LED LIGHT (IP44)</b>						
	Mains switched	Art. no. 91351 Price £ 283.-	Art. no. 91361 Price £ 343.-	Art. no. 91381 Price £ 411.-	Art. no. 91301 Price £ 458.-	Art. no. 91321 Price £ 528.-
	Sensor switched	Art. no. 91350 Price £ 316.- <i>Light source: LED 2x4,5W, 3150K, 2x555lm</i>	Art. no. 91360 Price £ 380.- <i>Light source: LED 2x5,3W, 3150K, 2x632lm</i>	Art. no. 91380 Price £ 456.- <i>Light source: LED 2x6,8W, 3150K, 2x872lm</i>	Art. no. 91300 Price £ 509.- <i>Light source: LED 2x8,9W, 3150K, 2x1076lm</i>	Art. no. 91320 Price £ 585.- <i>Light source: LED 2x10,9W, 3150K, 2x1304lm</i>
<b>OPTIONAL EXTRAS</b>		Art. no. NV-3737 Price £ 63.-	Art. no. NV-3051 Price £ 63.-	Art. no. NV-3051 Price £ 63.-	Art. no. NV-3051 Price £ 63.-	Art. no. NV-3051 Price £ 63.-
Anti-mist pad 30W install on site		-	-	-	-	-
<b>GLOW WITH LED LIGHT, TOUCH DIMMER CONTROL (IP44)</b>						
		Art. no. 94650 Price £ 372.- <i>Light source: LED 28W, 3150K, 2627lm</i>	Art. no. 94660 Price £ 404.- <i>Light source: LED 30W, 3150K, 2627lm</i>	Art. no. 94680 Price £ 488.- <i>Light source: LED 34W, 3150K, 3448lm</i>	Art. no. 94600 Price £ 574.- <i>Light source: LED 41W, 3150K, 3807lm</i>	Art. no. 94620 Price £ 634.- <i>Light source: LED 45W, 3150K, 4042lm</i>
		Art. no. NV-3050 Price £ 63.-	Art. no. NV-3050 Price £ 63.-	Art. no. NV-3050 Price £ 63.-	Art. no. NV-3050 Price £ 63.-	Art. no. NV-3050 Price £ 63.-
<b>OPTIONAL EXTRAS</b>		-	-	-	-	-
Anti-mist pad 30W install on site		-	-	-	-	-
Double anti-mist pad (2x30W) install on site		-	-	-	-	-
<b>SHINE WITH LED LIGHT, WITH TOUCH DIMMER CONTROL (IP44)</b>						
	Colour	Art. no. - Price £ -	Art. no. - Price £ -	Art. no. 94770 Price £ 531.- <i>Light source: LED 21W, 3150K, 2602lm</i>	Art. no. 94790 Price £ 596.- <i>Light source: LED 25W, 3150K, 3083lm</i>	Art. no. - Price £ -
	Black	-	-	-	-	-
<b>OPTIONAL EXTRAS</b>		Art. no. - Price £ -	Art. no. - Price £ -	Art. no. NV-3737 Price £ 63.-	Art. no. NV-3351 Price £ 63.-	Art. no. - Price £ -
Anti-mist pad 30W install on site		-	-	-	-	-
<b>CORONA WITH LED LIGHT - MAINS SWITCH CONTROL (IP44)</b>						
		Art. no. - Price £ -	Art. no. 94260 Price £ 419.- <i>Light source: LED 15W, 3150K, 1431lm</i>	Art. no. 94270 Price £ 478.- <i>Light source: LED 20W, 3150K, 2112lm</i>	Art. no. 94290 Price £ 536.- <i>Light source: LED 24W, 3150K, 2565lm</i>	Art. no. - Price £ -
		-	-	-	-	-
<b>OPTIONAL EXTRAS</b>		Art. no. - Price £ -	Art. no. - Price £ -	Art. no. NV-3737 Price £ 63.-	Art. no. NV-3351 Price £ 63.-	Art. no. - Price £ -
Anti-mist pad 30W install on site		-	-	-	-	-
<b>CORONA OVAL WITH LED LIGHT - MAINS SWITCH CONTROL (IP44)</b>						
		Art. no. 94250 Price £ 478.- <i>Light source: LED 20W, 3150K, 2291lm</i>	Art. no. - Price £ -	Art. no. - Price £ -	Art. no. - Price £ -	Art. no. - Price £ -
		-	-	-	-	-
<b>OPTIONAL EXTRAS</b>		Art. no. NV-3351 Price £ 63.-	Art. no. - Price £ -	Art. no. - Price £ -	Art. no. - Price £ -	Art. no. - Price £ -
Anti-mist pad 30W install on site		-	-	-	-	-

**MIRRORS - OPTIONAL LIGHTING AVAILABLE**

**SELECT - MAINS SWITCH CONTROL**



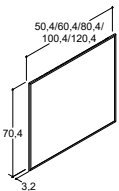
50CM		60CM		75-80CM		90-100CM		120CM	
Art. no.	Price £	Art. no.	Price £	Art. no.	Price £	Art. no.	Price £	Art. no.	Price £
91950	119.-	91960	125.-	91980	133.-	91910	153.-	91920	172.-

**OPTIONAL EXTRAS**

Anti-mist pad 30W install on site

Art. no.	Price £	Art. no.	Price £	Art. no.	Price £	Art. no.	Price £	Art. no.	Price £
NV-3050	63.-	NV-3050	63.-	NV-3050	63.-	NV-3050	63.-	NV-3050	63.-

**SELECT WITH BLACK FRAME - MAINS SWITCH CONTROL**



Colour
Black

Art. no.	Price £	Art. no.	Price £	Art. no.	Price £	Art. no.	Price £	Art. no.	Price £
95450	215.-	95460	226.-	95480	241.-	95410	274.-	95420	312.-

**OPTIONAL EXTRAS**

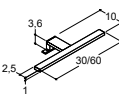
Anti-mist pad 30W install on site

Art. no.	Price £	Art. no.	Price £	Art. no.	Price £	Art. no.	Price £	Art. no.	Price £
NV-3050	63.-	NV-3050	63.-	NV-3050	63.-	NV-3050	63.-	NV-3050	63.-

**OPTIONAL LIGHTING SOLUTIONS FOR SELECT MIRRORS**

NB! Only suitable for Select mirrors and mirror cabinets

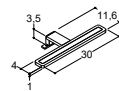
**LIBRA (IP44)**



Colour
Chrome
Black

Art. no.	Price £	Art. no.	Price £	Art. no.	Price £	Art. no.	Price £	Art. no.	Price £
190304070	69.-	190304070	69.-	190304071	105.-	190304071	105.-	190304071	105.-
190304072	69.-	190304072	69.-	190304073	105.-	190304073	105.-	190304073	105.-
Light source: LED 4,5W, 3000K, 394lm		Light source: LED 4,5W, 3000K, 394lm		Light source: LED 9W, 3000K, 1188lm		Light source: LED 9W, 3000K, 1188lm		Light source: LED 9W, 3000K, 1188lm	
30cm light		30cm light		60cm light		60cm light		60cm light	

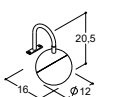
**VELA (IP44)**



Colour
Chrome

Art. no.	Price £	Art. no.	Price £	Art. no.	Price £	Art. no.	Price £	Art. no.	Price £
190304080	58.-	190304080	58.-	190304080	58.-	190304080	58.-	190304080	58.-
Light source: LED 5W, 3000K, 370lm		Light source: LED 5W, 3000K, 370lm		Light source: LED 5W, 3000K, 370lm		Light source: LED 5W, 3000K, 370lm		Light source: LED 5W, 3000K, 370lm	

**BRIGHT (IP44)**






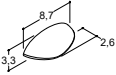








Colour
Black

Art. no.	Price £	Art. no.	Price £	Art. no.	Price £	Art. no.	Price £	Art. no.	Price £
190304490	142.-	190304490	142.-	190304490	142.-	190304490	142.-	190304490	142.-
Light source: LED 5W, 3000K, 636lm		Light source: LED 5W, 3000K, 636lm		Light source: LED 5W, 3000K, 636lm		Light source: LED 5W, 3000K, 636lm		Light source: LED 5W, 3000K, 636lm	

The Bright light can also be used as a wall or pendant light, see under accessories

**HANDLES**

		2-5CM	17-20CM	33-36CM			
<b>PIXEL</b> 	<b>Zamak</b>	<b>Art. no.</b>	<b>Price £</b>	<b>Art. no.</b>	<b>Price £</b>	<b>Art. no.</b>	<b>Price £</b>
	Inox	189562047	12.-	-	-	-	-
	Black	189562028	12.-	-	-	-	-
	Brushed brass	189562044	12.-	-	-	-	-
<b>DAISY</b> 	<b>Zamak</b>	<b>Art. no.</b>	<b>Price £</b>	<b>Art. no.</b>	<b>Price £</b>	<b>Art. no.</b>	<b>Price £</b>
	Chrome	189552043	12.-	-	-	-	-
	Polished brass	189552044	12.-	-	-	-	-
<b>BUTTON</b> 	<b>Aluminium</b>	<b>Art. no.</b>	<b>Price £</b>	<b>Art. no.</b>	<b>Price £</b>	<b>Art. no.</b>	<b>Price £</b>
	Inox	189553047	12.-	-	-	-	-
	Black	189553028	12.-	-	-	-	-
	Brushed brass	189553044	12.-	-	-	-	-
	<b>Recycled plastic</b>						
Black matt	189553068	12.-	-	-	-	-	-
<b>DOT</b> 	<b>Zamak</b>	<b>Art. no.</b>	<b>Price £</b>	<b>Art. no.</b>	<b>Price £</b>	<b>Art. no.</b>	<b>Price £</b>
	White	189554010	12.-	-	-	-	-
	Chrome	189554043	12.-	-	-	-	-
	Black	189554028	12.-	-	-	-	-
	Polished brass	189554044	12.-	-	-	-	-
<b>NATURA</b> 	<b>Hardwood</b>	<b>Art. no.</b>	<b>Price £</b>	<b>Art. no.</b>	<b>Price £</b>	<b>Art. no.</b>	<b>Price £</b>
	Oak	189570049	12.-	-	-	-	-
	Walnut	189570058	12.-	-	-	-	-
<b>SHELL</b> 	<b>Zamak</b>	<b>Art. no.</b>	<b>Price £</b>	<b>Art. no.</b>	<b>Price £</b>	<b>Art. no.</b>	<b>Price £</b>
	Brushed brass	189569045	12.-	-	-	-	-
	Chrome	189569042	12.-	-	-	-	-
<b>SLIM</b> 	<b>Zamak</b>	<b>Art. no.</b>	<b>Price £</b>	<b>Art. no.</b>	<b>Price £</b>	<b>Art. no.</b>	<b>Price £</b>
	Chrome	-	-	189542043	19.-	189542243	29.-
	Black	-	-	189542028	19.-	189542228	29.-
	Polished brass	-	-	189542044	19.-	189542244	29.-
<b>GRACE</b> 	<b>Stainless steel/brass</b>	<b>Art. no.</b>	<b>Price £</b>	<b>Art. no.</b>	<b>Price £</b>	<b>Art. no.</b>	<b>Price £</b>
	Chrome	-	-	189555043	19.-	-	-
	Black	-	-	189555028	19.-	-	-
	Brushed brass	-	-	189555045	19.-	-	-
	Polished brass	-	-	189555044	19.-	-	-
<b>BASE</b> 	<b>Zamak</b>	<b>Art. no.</b>	<b>Price £</b>	<b>Art. no.</b>	<b>Price £</b>	<b>Art. no.</b>	<b>Price £</b>
	White	-	-	189547210	19.-	189547310	29.-
	Chrome*	-	-	189547243*	19.-	189547343*	29.-
	Black	-	-	189547228	19.-	189547328	29.-
	Polished brass	-	-	189547244	19.-	189547344	29.-
				*Included as standard handles for doors		*Included as standard handles for drawers	
<b>PURE</b> 	<b>Zamak</b>	<b>Art. no.</b>	<b>Price £</b>	<b>Art. no.</b>	<b>Price £</b>	<b>Art. no.</b>	<b>Price £</b>
	Chrome	-	-	189546043	19.-	189546143	29.-
<b>STEP</b> 	<b>Zamak</b>	<b>Art. no.</b>	<b>Price £</b>	<b>Art. no.</b>	<b>Price £</b>	<b>Art. no.</b>	<b>Price £</b>
	Inox	-	-	189556047	19.-	189556147	29.-
	Black	-	-	189556028	19.-	189556128	29.-
<b>WING</b> 	<b>Aluminium</b>	<b>Art. no.</b>	<b>Price £</b>	<b>Art. no.</b>	<b>Price £</b>	<b>Art. no.</b>	<b>Price £</b>
	Brass matt	-	-	189568044	19.-	-	-
	Bronze matt	-	-	189568040	19.-	-	-

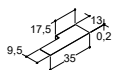
## OPTIONAL EXTRAS

### MAGNIFYING MIRROR



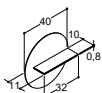
Width	Description	Art. no.	Price €
Ø 15cm	Magnification x5	190040310	34.-


### CHIC SHELF



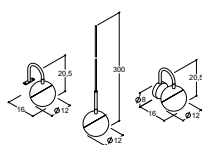
Width	Description	Art. no.	Price €
35cm	Can be installed as a stand-alone shelf or floating in front of mirror	581210000	43.-


### PRESENT TINTED MIRROR WITH GLASS SHELF

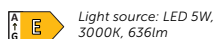


Width	Colour	Description	Art. no.	Price €
40cm	 Tinted grey	Can also be fitted to mirrors without a frame	96040	116.-

### BRIGHT LIGHT (IP44)







Width	Colour	Description	Art. no.	Price €
Ø12cm	 Black	3-in-1 light for use with mirror, wall-mounting or as a pendant light (all brackets included)	190304490	142.-



### OVERFLOW RINGS FOR PORCELAIN BASINS






Width	Colour	Description	Art. no.	Price €
Ø 3cm	 White matt	For basins with round overflow	4880010	9.-
	 Chrome	For basins with round overflow	4880043	9.-
	 Black matt	For basins with round overflow	4880028	9.-
	 Polished brass	For basins with round overflow	4880044	9.-

Overflow capacity 6L/min

The overflow ring provides an aesthetic finish to the overflow hole and is supplied as standard in chrome with our porcelain basins.

### OVERFLOW RINGS FOR MARBLECAST BASINS



Width	Colour	Description	Art. no.	Price €
Ø3,3 cm	 White matt	For basins with round overflow	4880110	9.-
	 Black matt	For basins with round overflow	4880128	9.-
	 Polished brass	For basins with round overflow	4880144	9.-

Overflow capacity 6L/min

The overflow ring connects the overflow pipe with the waste and provides an elegant finish to the overflow hole. Supplied as standard in chrome for our Marbelique basins.

### CLEANING AND CARE



Contents	Description	Art. no.	Price €
100 ml	Wood care for trays, white wash effect	0191050	23.-



# PRODUCT INFORMATION

## PORCELAIN BASINS

Dansani porcelain basins are manufactured from sanitary porcelain, a strong, glazed ceramic material. When fired at approx. 1220°C, the glaze melts to form a hard and smooth surface which is easy to clean.

## MARBLECAST

Marblecast slabs are moulded from a heavy polymer resin mixed with crushed marble. Then a durable gelcoat is applied. The final surface finish consists of a protective coating that protects the marblecast from scratches and against commonly used cosmetics and hygiene products. The surface is hard and smooth and easy to clean.

## CABINET CARCASS

16 mm plain melamine coated particle board with ABS-edging and moisture-resistant PU glue. The furniture is supplied fully assembled with brackets for installation. White back panels in all white tall units and aluminium finish back panels are supplied in all other decors. 4 mm glass shelves in tempered safety glass with polished edges are delivered as standard in all tall units. The tall unit also comes with one wooden shelf. Vanity units with shelf and base in aluminium finish.

## DOORS AND FRONTS

18mm foil wrapped MDF fronts for cabinets in matt white and white gloss have R-PET (Recycled Polyethylene) foil, made from 40% recycled plastic, while other finishes are supplied with fronts in 19mm melamine coated particle boards with ABS edges and moisture-resistant PU glue. All doors are mounted with metal clip-hinges, which are adjustable in 3 directions. The doors are supplied with soft closers to ensure doors close gently and silently.

## DRAWERS

The soft closing drawers have metal sides and when open they are fully accessible. They close gently due to the integrated soft closing mechanisms. The drawers are fully adjustable.

## MIRRORS

All mirrors have energy-saving LED lighting and are IP44 approved. Supplied with wall fittings. Mirrors have an optional anti-mist pad to reduce mist build up.

## MIRROR CABINETS

All mirror cabinets are supplied with integrated socket, double-sided soft closing mirror doors and glass shelves in tempered safety glass as standard. Gables in 16 mm melamine coated particle board, top and base in aluminium finish. The mirror cabinets have energy-saving LED lighting and are IP44 approved. Energy rating labels and product data sheets can be downloaded from the product database at [dansani.co.uk](https://dansani.co.uk) or a hard copy can be requested.

## DRAWER DIVIDERS

Functional drawer dividers for drawers that can be placed where required. The trays are made of solid oak. We recommend our wood care oil, which gives a beautiful whitewash finish, to maintain the life of the trays.

## HANDLES

We supply a chrome Base handle with all units as standard. This is included in the prices shown. Wooden handles can vary in both texture and colour which is a characteristic of wood products. This means that natural variance in wood or colour may occur and these cannot be considered a defect in the product. Genuine wood veneer reacts to sunlight and colour changes will occur over time.

## FITTING INSTRUCTIONS

Are included with every delivery.

## WARRANTY

There is a 10 year warranty against manufacturing defects. Consumables and normal wear and tear is not covered.

For further information regarding warranty, quality and tolerances please visit [dansani.co.uk](https://dansani.co.uk).

## PRACTICAL INFORMATION

### BEFORE YOU FIT THE FURNITURE

Please read the fitting instructions carefully before commencing installation. All plumbing work should be done by a competent plumber. Please note that the dimensions of the porcelain basins are subject to variation within the tolerances indicated.

### MAINTENANCE

Please always read the folder (enclosed with the furniture on delivery) which contains advice and instructions on the maintenance of your furniture. Always read the instructions and declaration of contents of any cleaning agents before you use them on your new furniture. Cleaning materials containing abrasives and strong acids should not be used. Please make sure that the basin and furniture are dry after use. This will make cleaning easier and prevents your furniture being damaged by moisture.

### GENERAL

Dansani reserve the right to make any alterations to the products and make product improvements. Dansani cannot be held liable for errors due to misprints. Special orders and furniture that has been fitted cannot be returned.

Please visit [dansani.co.uk](https://dansani.co.uk) for further information.

## INSTALLATION GUIDE

For more information on installation and first-fix measurements check under each product at [dansani.co.uk](https://dansani.co.uk) or at [dansani.co.uk/installation](https://dansani.co.uk/installation).





# MATCH

**204** INSPIRATION

**224** DESIGNING A SMALL BATHROOM

**225** MATCH & THE ENVIRONMENT



Elegant and timeless look featuring slim, rectangular profiles in satin or matt black finish.



Height of 200cm provides adequate protection, especially if the shower head is installed on the ceiling.



Easy cleaning and maintenance with EasyCare treatment on the inside.



6mm clear safety glass. Selected models also available with frosted glass.



Both standard and asymmetric solutions are achievable, to make optimal use of space.



Perfect installation on off-square walls and on uneven flooring through various adjustment options.



All models are reversible without having to adjust them or use tools.

# DANSANI MATCH

Create a shower solution that fits your bathroom perfectly, no matter its size and shape. You can easily find a combination from 6 different types of doors and fixed shower panels.




COMBINE FOR AN ENCLOSURE

# THE WAY YOU WANT IT

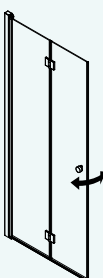
The Match shower series consists of 6 basic models along with the practical Tower storage unit, which can be combined to form the exact shower solution to suit your bathroom. All models are supplied with profiles in black or satin, and they are reversible, so you do not need to differentiate between a right or left-handed model.

All Match models except C and H, can be combined with the smart Tower unit. Tower avoids clutter in the shower area and integrates seamlessly with the panel or door for a complete solution.

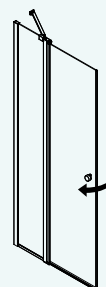
All models are 200cm high.



**A - HINGED DOOR**  
70 / 80 / 90 / 100cm  
Can be combined with Tower  
Selected models also available with frosted glass



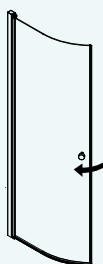
**B - BIFOLD DOOR**  
70 / 80 / 90 / 100cm  
Can be combined with Tower



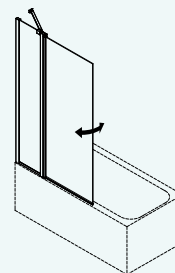
**C - HINGED DOOR WITH IN-LINE PANEL**  
90 / 100cm



**D - FIXED SHOWER PANEL**  
50 / 70 / 80 / 90 / 100 / 120 / 140cm  
Can be combined with Tower  
Selected models also available with frosted glass



**E - QUADRANT HINGED DOOR**  
80 / 90 / 100cm  
Can be combined with Tower  
Selected models also available with frosted glass



**H - BATH PANEL WITH HINGED DOOR**  
100cm

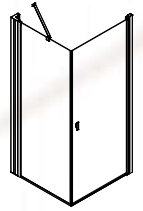
**TIPS FOR SMALL BATHROOMS**

Match is the perfect choice for the smaller bathroom. Save space by pushing closed or folding away the doors when not in use. Or select a fixed shower enclosure that you can install fixtures right up to. Get more interior design inspiration for small bathrooms on p. 224.

»

**HINGED DOOR AND FIXED SHOWER PANEL WITH TOWER**

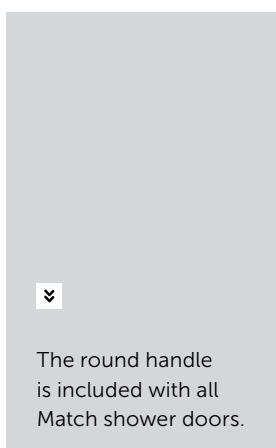
Classic combination of a fixed shower panel with the practical Tower storage unit with a hinged door. The practical solution here is that you can place furniture closer to the fixed shower panel, and use the space for a wider basin or an extra cabinet.

**90Cm A + D + 3 + Tower - Clear glass, matt black**

Hinged door 469.- Art. no. A91-03 / Fixed shower panel 469.-Art. no. D81-03 /  
 Wall support 75.- Art. no. 1603508 / Tower 255.- Art. no. 1603577 /  
 Flow handle 29.- Art. no. 1603641

## SIMPLE & FLEXIBLE

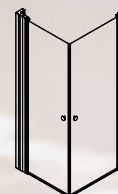
When the enclosure is not in use the doors simply fold back into the corner freeing up valuable space in small rooms. Here the Tower storage unit has been added and the clever shelving system avoids clutter in the shower area.

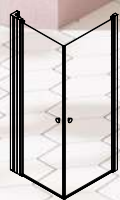


**80cm A + A + Tower - Frosted glass, satin**

Hinged door 567.- Art. no. A71-02 / Hinged door 567.- Art. no. A81-02 / Tower 255.- Art. no. 1600570

Accessories: Squeegee 35.- Art. no. 1600012





**80cm A + A + Tower - Clear glass, matt black**

Hinged door 469.- Art. no. A71-03 / Hinged door 469.- Art. no. A81-03 / Tower 255.- Art. no. 1603570

Accessories: Squeegee 35.- Art. no. 1600162

## FURNITURE NEXT TO YOUR CORNER SHOWER

Make use of the space right next to your corner shower by choosing a hinged door with an in-line panel. The short fixed side panel allows furniture to be fitted close to the corner shower. When you are not using the shower, the doors can be pushed in, to give you more room.



**90cm C + C - Clear glass, satin**  
Hinged door with in-line panel 469.- ea. Art. no. C91-01



A hinged door with in-line panel is supplied with a wall support as standard.



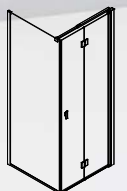
### FIXED SHOWER PANEL AND BIFOLD DOOR

Very practical in a small bathroom, as the door opens inwards into the wet area. No water drips onto the floor outside – the perfect way to start or end the day.



### 80cm B + D + 4 - Clear glass, satin

Bifold door 567.- Art. no. B81-01 / Fixed shower panel 469.- Art. no. D81-01 / Telescopic support rail 75.- Art. no. 1600503 / Flow handle 29.- Art. no. 1600641





**EVERYONE HATES BATTLING**

# WITH SCALE AND GRIME

All glass in the Dansani shower series is given a hard-wearing and environment-friendly EasyCare treatment, which prevents scale and grime buildup – even after being wiped 30,000 times. Simply wipe the glass over with a soft cloth after use, and your glass will look great for many years to come.

EasyCare is an environment-friendly German product, and certified by the independent SGS Institut Fresenius laboratory in accordance with OECD Guideline 2009.

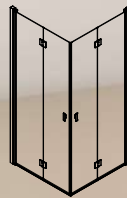
## GOODBYE TO SHOWER CURTAINS

This elegant bath screen means no more shower curtains, and it creates a far more spacious feeling in the room. The glass screen can fold in towards the shower, so it takes up the least possible space. Supplied with wall support.



100cm H - Clear glass, satin

Bath panel with hinged door 469.- Art. no. H100-01



**90cm B + B - Clear glass, matt black**

Bifold door 567.- ea. Art. no. B91-03 / Flow handle 29.- ea. Art. no. 1603641

## BIFOLD DOORS ARE SPACE SAVING

A smart solution where both doors can be folded in when you are not using the shower enclosure, so they take up as little space as possible in the room. The bifold door can also be combined with other doors and fixed shower panels.



On the inside of the bifold door the hinge is concealed and flush with the glass panel. Beautiful, practical design in action.

## SOFT CURVES

Discover a shower solution that combines simplicity and style with two elegant quadrant doors. Our design allows the doors to open both inwards and outwards, creating extra space in the room when the shower enclosure is not in use.



The simple profiles conceal a rise and fall hinge, as well as an adjustment to ensure the doors work perfectly every time. A cover cap finishes the overall look.





90cm E + E + Tower - Clear glass, satin

Quadrant hinged door 469.- Art. no. E81-01 / Quadrant hinged door 469.- Art. no. E91-01 / Tower 255.- Art. no. 1600570



A SMART

# RECESSED SHOWER

Choose from 3 different models according to your requirements, all of which of course have adjustment to suit the width of your opening. Adjustment is possible on both sides. For example, create extra width by adding wall profile 1 to the open side and at the same time adding an extension profile to the hinge side of the door. Get the full overview of the options and exact solutions on page 239.



90cm C + 1 - Clear glass, satin

Hinged door with in-line panel 469.- Art. no. C91-01 /  
Wall profile for recess 193.- Art. no. 1600501 / Flow handle 29.- Art. no. 1600641



## HINGED DOOR WITH IN-LINE PANEL

A smart recessed shower lets you place furniture closer to the shower while making optimal use of the space.





**BIFOLD DOOR**

A practical solution in a small bathroom, as the door opens inwards, and keeps the water in the shower area.



80cm B + 1 - Clear glass, satin

Bifold door 567 - Art. no. B81-01 / Wall profile for recess 193 - Art. no. 1600501



### HINGED DOOR

For even the smallest of rooms using the Match hinged door provides an effective showering solution - even in the guest room. Simply fold the door against the wall when not in use, and open up when required.



**80cm A - Clear glass, satin**

Hinged door 469 - Art. no. A81-01 / Flow handle 29 - Art. no. 1600641

Accessories: Squeegee 35 - Art. no. 1600012

## ANOTHER TYPE OF RECESS

A very elegant solution for a larger recess combining a door and fixed panel. The Tower storage unit also helps keep order in the shower area by adding practical storage space for shampoo, soap and whatever else you need in your bathroom.

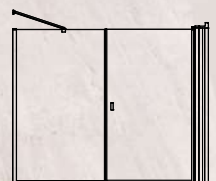


Purchase the exclusive Flow metal handle to create a fantastic new look for your shower enclosure.

### 100Cm A + D + 3 + Tower - Clear glass, matt black

Hinged door 469.- Art. no. A91-03 /  
Fixed shower panel 469.- Art. no. D101-03 /  
Wall support 75.- Art. no. 1603508 /  
Tower 255.- Art. no. 1603570 /  
Flow handle 29.- Art. no. 1603641

Accessories: Squeegee 35.- Art. no. 1600162



**ELEGANT & COMPLETELY**

# FREE

A fixed shower panel is the perfect choice for those looking to create a minimalist solution. With different support options you can choose the solution that aesthetically appeals to you. For example, a telescopic rail is quick and simple to set up.

While the shorter support arm gives a cleaner look.

All solutions are equally sound.



Fixed shower panels are supplied with a floor profile which keeps the water inside, and a floor bracket that gives a light, floating effect. You choose which solution you want to use.

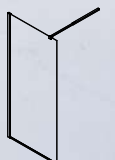




**80cm D + 4 - Clear glass, matt black**

Fixed shower panel 469.- Art. no. D81-03 / Telescopic support rail 75.- Art. no. 1603503

Accessories: Squeegee 35.- Art. no. 1600162



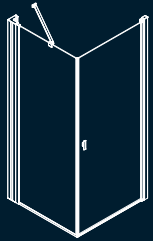
## PLENTY OF SPACE WITH A **WALK-IN SHOWER**

For plenty of space and room to move around, this walk in wetroom enclosure is perfect providing an elegant solution with a very open minimalist look. With two telescopic support rails and a connector kit the solution is secure as well as attractive.



# MIX & MATCH YOUR OWN SHOWER ENCLOSURE


You can mix & match all of the basic models – see an overview here.



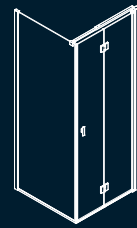
**A + D + 3 + TOWER**  
See page 205



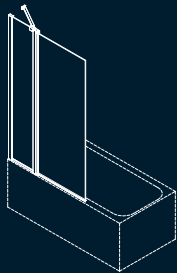
**A + A + TOWER**  
See page 206 + 207



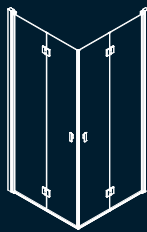
**C + C**  
See page 208



**B + D + 4**  
See page 209



**H**  
See page 211



**B + B**  
See page 212



**E + E + TOWER**  
See page 215



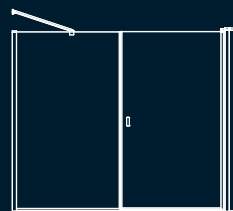
**C + 1**  
See page 216




**B + 1**  
See page 217



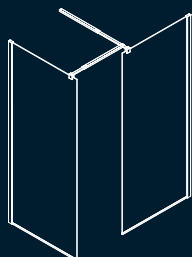
**A**  
See page 218



**A + D + 3 + TOWER**  
See page 219



**D + 4**  
See page 221



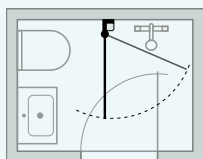
**D + D + 4 (2 PCS.) + 5**  
See page 222



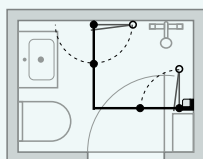
## FURNISHING TIPS FOR SMALL BATHROOMS

Here you can find inspiration for making optimal use of space, if you have a very small or narrow bathroom. Many Match models allow you to place furniture closer to your shower solution, so there is room for a wider basin or an extra cabinet. The code under each solution refers to the door model and its width, and we have incorporated the Tower storage unit where possible - it is really important to be organised when space is limited.

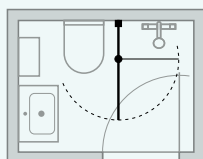
### 120 x 160CM



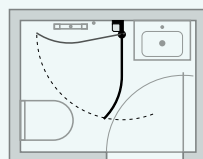
A91 + Tower



B81 + B81 + Tower

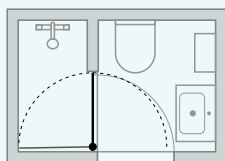


C91

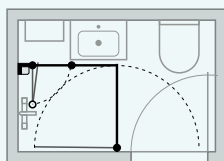


E81 + Tower

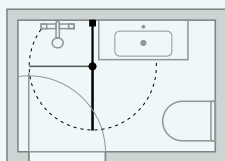
### 120 x 180CM



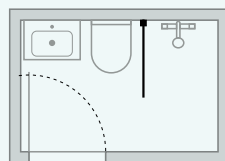
A71



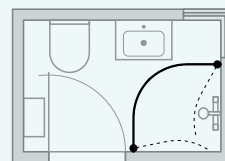
B91 + A81 + Tower



C101

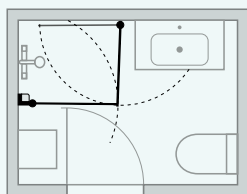


D71

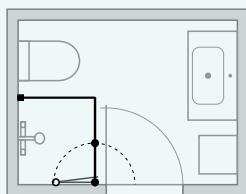


E81 + E81

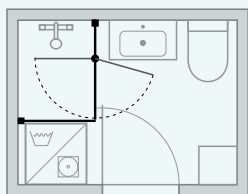
### 150 x 200CM



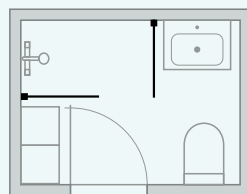
A81 + Tower + A91



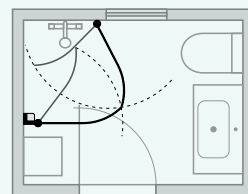
B81 + D71



C91 + D71



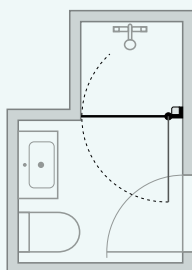
D71 + D71



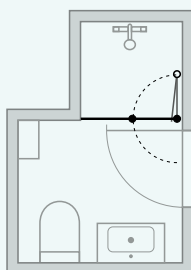
E81 + Tower + E81

### RECESS 90CM

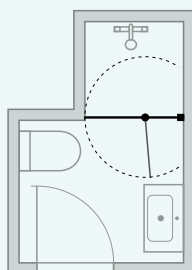
220 x 150CM



A91 + Tower



B91



C91

#### MATCH ADJUSTABLE PIVOT HINGE - PROBLEM SOLVER

It is also possible to install shower enclosures even when the shower doors don't line up or the walls are off square as shown in solution E81+Tower+E81. The pivot hinge can be adjusted so the doors then close to this position. See fitting instructions.



# MATCH & THE ENVIRONMENT



**MATERIALS FOR MATCH SHOWER**

For the Match shower we use quality 6mm safety glass that has been coated with the tough and environmentally friendly EasyCare treatment. The glass will last for many years and our glass has also been tested to meet the EN 14428:2015 & EN12150 requirements in relation to stability and toughened glass.

**PROFILES**

The profiles are a strong aluminum alloy and are produced using 25% recycled aluminum. This alloy has an incredibly long life expectancy as well as great functionality and design benefits, while the recycling properties are almost endless.



We're constantly introducing new initiatives - stay tuned here.



# MATCH

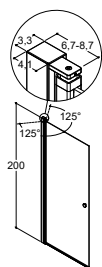
**228** PRICE LIST

**236** PRODUCT INFORMATION

**238** DIMENSIONS

## MATCH BASE MODELS

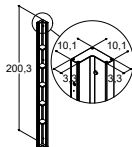
### A - HINGED DOOR



Material/Profile colour	70CM		80CM		90CM		100CM	
	Art. no.	Price £	Art. no.	Price £	Art. no.	Price £	Art. no.	Price £
Clear glass/Satin	A71-01	469.-	A81-01	469.-	A91-01	469.-	A101-01	469.-
Clear glass/Matt black	A71-03	469.-	A81-03	469.-	A91-03	469.-	A101-03	469.-
Frosted glass/Satin	A71-02	567.-	A81-02	567.-	A91-02	567.-	-	-
Height 200cm								
<b>CORNER SOLUTION</b>								
Set, min/max adjustment	69-71cm		79-81cm		89-91cm		99-101cm	
<b>RECESS SOLUTION - SEE ACCESSORIES</b>								
Door, min/max adjustment	67-69cm		77-79cm		87-89cm		97-99cm	
Door with seal 9, min/max adjustment	67,5-69,5cm		77,5-79,5cm		87,5-89,5cm		97,5-99,5cm	
Door with wall profile 8, min/max adjustment	69,5-71,5cm		79,5-81,5cm		89,5-91,5cm		99,5-101,5cm	
Door with wall profile 1, min/max adjustment	71,5-75,5cm		81,5-85,5cm		91,5-95,5cm		101,5-105,5cm	

General size guide – exact measurements can be found after product information.  
On request satin profile models are available in sizes that are 2cm smaller

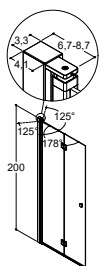
### TOWER FOR MODEL A - HINGED DOOR



Colour	Art. no.	Price £	Art. no.	Price £	Art. no.	Price £	Art. no.	Price £
Satin	1600570	255.-	1600570	255.-	1600570	255.-	1600570	255.-
Matt black	1603570	255.-	1603570	255.-	1603570	255.-	1603570	255.-

Reversible storage unit with 5 removable shelves.  
NOTE: simply choose your door 10cm smaller than your installation to create space for Tower.

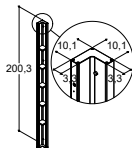
### B - BIFOLD DOOR (180°)



Material/Profile colour	70CM		80CM		90CM		100CM	
	Art. no.	Price £	Art. no.	Price £	Art. no.	Price £	Art. no.	Price £
Clear glass/Satin	B71-01	567.-	B81-01	567.-	B91-01	567.-	B101-01	567.-
Clear glass/Matt black	B71-03	567.-	B81-03	567.-	B91-03	567.-	B101-03	567.-
Height 200cm								
<b>CORNER SOLUTION</b>								
Set, min/max adjustment	69-71cm		79-81cm		89-91cm		99-101cm	
<b>RECESS SOLUTION - SEE ACCESSORIES</b>								
Door, min/max adjustment	67-69cm		77-79cm		87-89cm		97-99cm	
Door with seal 9, min/max adjustment	67,5-69,5cm		77,5-79,5cm		87,5-89,5cm		97,5-99,5cm	
Door with wall profile 8, min/max adjustment	69,5-71,5cm		79,5-81,5cm		89,5-91,5cm		99,5-101,5cm	
Door with wall profile 1, min/max adjustment	71,5-75,5cm		81,5-85,5cm		91,5-95,5cm		101,5-105,5cm	

General size guide – exact measurements can be found after product information.  
On request satin profile models are available in sizes that are 2cm smaller

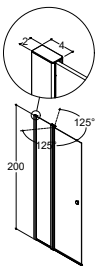
### TOWER FOR MODEL B - BIFOLD DOOR



Colour	Art. no.	Price £	Art. no.	Price £	Art. no.	Price £	Art. no.	Price £
Satin	1600570	255.-	1600570	255.-	1600570	255.-	1600570	255.-
Matt black	1603570	255.-	1603570	255.-	1603570	255.-	1603570	255.-

Reversible storage unit with 5 removable shelves.  
NOTE: simply choose your door 10cm smaller than your installation to create space for Tower.

### C - HINGED DOOR (180°) WITH IN-LINE PANEL AND WALL SUPPORT

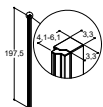


Material/Profile colour	70CM		80CM		90CM		100CM	
	Art. no.	Price £	Art. no.	Price £	Art. no.	Price £	Art. no.	Price £
Clear glass/Satin	-	-	-	-	C91-01	469.-	C101-01	469.-
Height 200cm								
<b>CORNER SOLUTION</b>								
Set, min/max adjustment	-		-		89-91cm		99-101cm	
<b>RECESS SOLUTION - SEE ACCESSORIES</b>								
Door, min/max adjustment	-		-		87-89cm		97-99cm	
Door with seal 9, min/max adjustment	-		-		87,5-89,5cm		97,5-99,5cm	
Door with wall profile 8, min/max adjustment	-		-		89,5-91,5cm		99,5-101,5cm	
Door with wall profile 1, min/max adjustment	-		-		91,5-95,5cm		101,5-105,5cm	

General size guide – exact measurements can be found after product information.  
On request satin profile models are available in sizes that are 2cm smaller

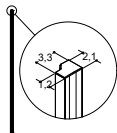
## ACCESSORIES

### WALL PROFILE FOR RECESS 1



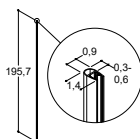
Description	Colour	Art. no.	Price £
Incl magnetic seal, adjustable	Satin	1600501	193.-
Incl magnetic seal, adjustable	Matt black	1603501	193.-

### WALL PROFILE FOR RECESS 8



Description	Colour	Art. no.	Price £
Incl magnetic seal, slim profile, without adjustment	Satin	1600535	97.-
Incl magnetic seal, slim profile, without adjustment	Matt black	1603535	97.-

### SEAL 9



Description	Colour	Art. no.	Price £
D-profile PVC Sealing strip, without adjustment	Clear	1600639	25.-
D-profile PVC Sealing strip, without adjustment	Matt black	1603639	25.-



#### MODEL 1 – WALL PROFILE FOR RECESS FOR DOOR A, B AND C


Wall profile 1 for recess for use with door A, B and C and allows you to add 20mm. Combined with the hinge profile, which also can add 20mm, this gives it a total adjustment of 40mm in width.

If you need additional width you can add an extension profile - see accessories.



#### MODEL 8 – WALL PROFILE FOR RECESS FOR DOOR A, B AND C

Wall profile 8 for recess for use with door A, B and C. To be used where less adjustment is required for a neater look. Please note that using this profile means there is adjustment of only 20mm on the hinged door.



#### MODEL 9 – SEAL FOR DOOR A, B AND C

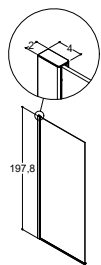
Seal 9 for use with door A, B or C. Where a wall profile is not required for a recess on the wall opposite the hinge, to give a light, elegant installation. Note that with the narrower installation, there is only 20mm adjustment on the door on the hinge side.



## MATCH BASE MODELS

### D - FIXED SHOWER PANEL WITH FLOOR PROFILE AND BRACKET

NB: Always add support



Material/Profile colour
Clear glass/Satin
Clear glass/Matt black
Frosted glass/Satin
Height 197,5cm



Panel, min/max adjustment

General size guide – exact measurements can be found after product information.  
On request satin profile models are available in sizes that are 2cm smaller

50CM		70CM		80CM	
Art. no.	Price £	Art. no.	Price £	Art. no.	Price £
D51-01	469.-	D71-01	469.-	D81-01	469.-
D51-03	469.-	D71-03	469.-	D81-03	469.-
-	-	D71-02	567.-	D81-02	567.-
47-49cm		67-69cm		77-79cm	

### SUPPORT FOR FIXED SHOWER PANEL



Colour	Art. no.	Price £
2 Wall support 30cm		
Satin	1600502	75.-
Matt black	1603502	75.-



Colour	Art. no.	Price £
3 Wall support 60cm		
Satin	-	-
Matt black	-	-



Colour	Art. no.	Price £
4 Telescopic support rail 60-100cm		
Satin	1600503	75.-
Matt black	1603503	75.-



Colour	Art. no.	Price £
5 Connector kit for D+D+4 (2 pcs.)		
Satin	1600504	21.-
Matt black	1603504	21.-

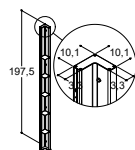


Colour	Art. no.	Price £
6 Support rail 120cm Can be cut to suit if necessary		
Satin	1600527	75.-
Matt black	1603527	75.-



Colour	Art. no.	Price £
7 Vertical ceiling support rail 100cm Can be cut to suit if necessary		
Satin	1600528	75.-
Matt black	1603528	75.-

### TOWER FOR MODEL D - FIXED SHOWER PANEL




Colour	Art. no.	Price £
Satin	1600577	255.-
Matt black	1603577	255.-

Reversible storage unit with 5 removable shelves.

NOTE: simply choose your door 10cm smaller than your installation to create space for Tower.

Art. no.	Price £	Art. no.	Price £	Art. no.	Price £
1600577	255.-	1600577	255.-	1600577	255.-
1603577	255.-	1603577	255.-	1603577	255.-

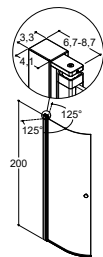
### SUPPORT FOR FIXED SHOWER PANEL



90CM		100CM		120CM		140CM	
Art. no.	Price £	Art. no.	Price £	Art. no.	Price £	Art. no.	Price £
D91-01	469.-	D101-01	469.-	D121-01	660.-	D141-01	660.-
D91-03	469.-	D101-03	469.-	-	-	-	-
D91-02	567.-	D101-02	567.-	-	-	-	-
87-89cm		97-99cm		117-119cm		137-139cm	
Art. no.	Price £	Art. no.	Price £	Art. no.	Price £	Art. no.	Price £
-	-	-	-	-	-	-	-
-	-	-	-	-	-	-	-
1600508	75.-	1600508	75.-	1600508	75.-	1600508	75.-
1603508	75.-	1603508	75.-	1603508	75.-	1603508	75.-
1600503	75.-	1600503	75.-	1600503	75.-	1600503	75.-
1603503	75.-	1603503	75.-	1603503	75.-	1603503	75.-
1600504	21.-	1600504	21.-	1600504	21.-	1600504	21.-
1603504	21.-	1603504	21.-	1603504	21.-	1603504	21.-
1600527	75.-	1600527	75.-	1600527	75.-	1600527	75.-
1603527	75.-	1603527	75.-	1603527	75.-	1603527	75.-
1600528	75.-	1600528	75.-	1600528	75.-	1600528	75.-
1603528	75.-	1603528	75.-	1603528	75.-	1603528	75.-
Art. no.	Price £	Art. no.	Price £	Art. no.	Price £	Art. no.	Price £
1600577	255.-	1600577	255.-	1600577	255.-	1600577	255.-
1603577	255.-	1603577	255.-	1603577	255.-	1603577	255.-

## MATCH BASE MODELS

### E - QUADRANT HINGED DOOR (180°)



Material/Profile colour
Clear glass/Satin
Clear glass/Matt black
Frosted glass/Satin
Height 200cm



#### CORNER SOLUTION

Set, min/max adjustment



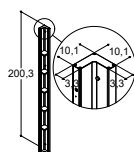
#### INDIVIDUAL SCREEN

Door, min/max adjustment

General size guide – exact measurements can be found after product information.  
On request satin profile models are available in sizes that are 2cm smaller

80CM		90CM		100CM	
Art. no.	Price £	Art. no.	Price £	Art. no.	Price £
E81-01	469.-	E91-01	469.-	E101-01	469.-
E81-03	469.-	E91-03	469.-	-	-
-	-	E91-02	567.-	-	-
79-81cm		89-91cm		99-101cm	
62-64cm		72-74cm		82-84cm	

### TOWER FOR MODEL E - QUADRANT HINGED DOOR

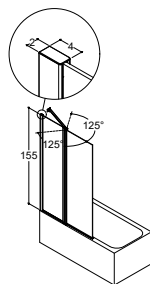


Colour
Satin
Matt black

Reversible storage unit with 5 removable shelves.  
NOTE: simply choose your door 10cm smaller than your installation to create space for Tower.

Art. no.	Price £	Art. no.	Price £	Art. no.	Price £
1600570	255.-	1600570	255.-	1600570	255.-
1603570	255.-	1603570	255.-	1603570	255.-

### H - BATH PANEL WITH HINGED DOOR (125°)



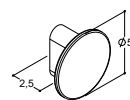
Material/Profile colour
Clear glass/Satin
Height 155cm
Min/max adjustment

General size guide – exact measurements can be found after product information.

Art. no.	Price £	Art. no.	Price £	Art. no.	Price £
-	-	-	-	H100-01	469.-
				95-97cm	

## HANDLES

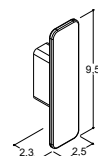
### STANDARD HANDLE (INCLUDED WITH ALL DOORS)



Colour/Material	Art. no.	Price £
Chrome	1600640	29.-
Matt black	1603640	29.-
Plastic		

2,5CM	
Art. no.	Price £
1600640	29.-
1603640	29.-

### FLOW



Colour/Material	Art. no.	Price £
Chrome	1600641	29.-
Matt black	1603641	29.-
Zinc		

Art. no.	Price £
1600641	29.-
1603641	29.-



ADD THE

# FINAL TOUCHES

An exclusive range of accessories that make daily life with Dansani Match an even greater pleasure. Everything is thought out down to the tiniest detail and designed for optimal use.



## SQUEEGEE IN SILICONE

Contemporary shower squeegee in a dark grey silicone. The matt silicone material ensures a firm grip. The squeegee comes with a practical hook that hangs on the edge of the glass.

**Dark grey silicone**

Art. no.: 1600162

**35.-**



## MINIMALIST SQUEEGEE

Elegant chrome squeegee. The strict and simple design is adapted to Match. The squeegee can hang directly on the edge of the glass using the included silicone hook.

**Chrome**

Art. no.: 1600012

**35.-**

**Replacement rubber**

Art. no.: 1600017

**10.-**



## ERGONOMIC SQUEEGEE

No more water drops that turn into unsightly limescale deposits. Smart shower squeegee that fits your hand well and hangs elegantly in the accompanying bracket.

**Stainless steel**

Art. no.: 2400346

**35.-**

**Replacement rubber**

Art. no.: 2400500

**10.-**



## SHOWER CORNER

Smart stainless steel shelf. The shelf is built into the corner of the shower cubicle without the use of screws, but can also be retro fitted in an existing shower enclosure.

**Chrome**

Art. no.: 2400600

**71.-**



## TOWEL HOOK IN SILICONE

Set with two hooks. The hook can hang on the edge of the glass, on the inside or outside, and is practical for towels, brushes, sponges etc.

Available in light or dark grey.

**Light grey**

Art. no.: 1600013

**12.-**

**Dark grey**

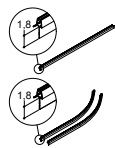
Art. no.: 1600163

**12.-**



## ACCESSORIES - INCLUDED AS STANDARD

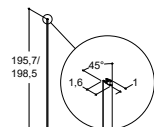
### PVC SEAL, STANDARD (18MM)



Description	Colour	Art. no.	Price £
For straight doors (1 pcs.)	Clear	1600565	25.-
For straight doors (1 pcs.)	Matt black	1603565	25.-
For curved doors model E (2 pcs.)	Clear	1600566	50.-
For curved doors model E (2 pcs.)	Matt black	1603566	50.-

Cut to suit the relevant enclosure on site

### MAGNETIC SEAL

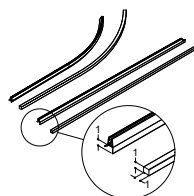


Description	Colour	Art. no.	Price £
For A/B/C/E (1 pcs.)	Clear	1600606	25.-
For A/B/C/E (1 pcs.)	Matt black	1603606	25.-
For D fixed shower panel (1 pcs.)	Clear	1600622	25.-
For D fixed shower panel (1 pcs.)	Matt black	1603622	25.-

## ACCESSORIES - EXTRA

### FLOOR PROFILE SET FOR DOORS

Provides a power shower proof solution (CE-certified)



Description	Doors	Colour	Art. no.	Price £
For square enclosures A, B, C	2 doors	Chrome	1600550	75.-
For square enclosures A, B, C	2 doors	Matt black	1603550	75.-
For recess applications 1+A/B/C	1 door	Chrome	1600551	75.-
For recess applications 1+A/B/C	1 door	Matt black	1603551	75.-
For fixed shower panels D+A/B/C	1 door	Chrome	1600552	75.-
For fixed shower panels D+A/B/C	1 door	Matt black	1603552	75.-
For quadrant enclosure E	2 doors	Chrome	1600553	75.-
For quadrant enclosure E	2 doors	Matt black	1603553	75.-

Cut to suit the relevant enclosure on site.

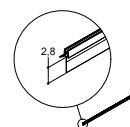
Additional floor profile can be purchased to be installed on the outside of the enclosure for optimal water proofing and enables CE approval in accordance with EN 14428:2015.

This profile can also be easily retro fitted.



### PVC SEAL, TALL (28MM)

For use on floors with steep fall towards the drain

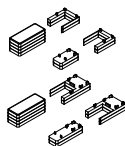


Description	Colour	Art. no.	Price £
For straight doors (2 pcs. set)	Clear	1600560	50.-
For straight doors (2 pcs. set)	Matt black	1603560	50.-
For quadrant doors (2 pcs. set)	Clear	1600561	50.-
For quadrant doors (2 pcs. set)	Matt black	1603561	50.-
For recess doors (1 pcs.)	Clear	1600562	25.-
For recess doors (1 pcs.)	Matt black	1603562	25.-

Cut to suit the relevant enclosure on site

## ACCESSORIES - EXTRA

### SPACER KITS

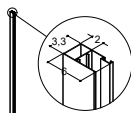


Description	Colour	Art. no.	Price £
2 x 6mm door-door and door-fixed shower panel	Chrome	1600628	50.-
2 x 6mm door-door and door-fixed shower panel	Matt black	1603628	50.-
2 x 6mm door-door and door-fixed shower panel kit for shower extension profile	Chrome	1600629	50.-
2 x 6mm door-door and door-fixed shower panel kit for shower extension profile	Matt black	1603629	50.-

Spacer kits for adjustment of uneven floors

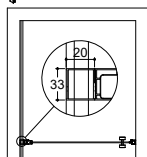
### SHOWER EXTENSION PROFILE FOR A, B, E AND WALL PROFILE 1

Exposed pipework can also pass through



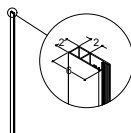
Description	Colour	Art. no.	Price £
200cm for A, B and E	Satin	1600507	122.-
200cm for A, B and E	Matt black	1603507	122.-
197,5cm for 1	Satin	1600534	122.-
197,5cm for 1	Matt black	1603534	122.-

Can be combined with A, B and E.  
It is possible to drill a 20-40mm hole for pipework.  
Increases the overall size by 20mm.



### SHOWER EXTENSION PROFILE FOR C AND D

Exposed pipework can also pass through

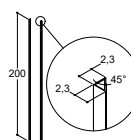


Description	Colour	Art. no.	Price £
199,5cm for C	Satin	1600525	122.-
197,5cm for D	Satin	1600526	122.-
197,5cm for D	Matt black	1603526	122.-

Can be combined with C and D.  
It is possible to drill a 20-40mm hole for pipework.  
Increases the overall size by 20mm.

### PROFILE 45 DEGREE FOR RECESS SOLUTION

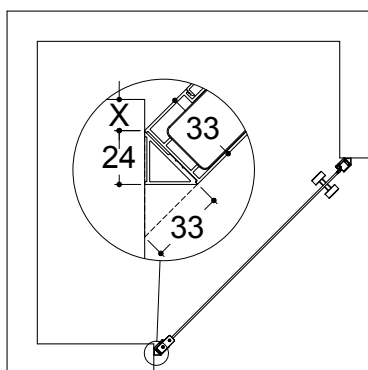
For use in angled recess installations



Description	Colour	Art. no.	Price £
Profile (2 pcs.)	Satin	1600506	122.-
Profile (2 pcs.)	Matt black	1603506	122.-

This 45 degree profile is used in angled recessed applications.  
Please note this will increase the overall width by 33mm on each side.

X = MAX 25 mm



# PRODUCT INFORMATION

## MATCH HINGED AND FIXED SHOWER PANELS

All Match hinged doors and fixed shower panels have been tested to comply with EN 14428:2015 in relation to toughening of glass, stability and water tightness classification.

### GLASS

6mm hardened safety glass complying with EN12150 with EasyCare treatment on the inside. Clear glass and some models in frosted glass.

### PROFILES

Strong aluminium alloy with hard-wearing satin-anodised or matt black powder-coated surface.

### HINGES

Rise and fall hinges that open both inwards and outwards at 180 degrees. The door is held open at 90 degrees either way. Inside the hinge a waterproof seal has been added.

### MAGNETIC PROFILES

One removable magnetic profile is supplied with every door and fixed shower panel, that can be combined with profiles across the range. Once the magnet has been activated twice the polarity is set so the two magnetic seals work together. The magnet is located inside a PVC profile, with a matt surface to ensure they do not stick together during prolonged times of little or no use. The angled magnetic catch ensures perfect closure every time. The profile can be fitted in both left and right-hand applications, without the need for tools.

### FIXED SHOWER PANEL

The glass panel can be adjusted by 20mm at the wall profile, and is fixed in place with PVC profiles inside the aluminium profile. The floor profile can be adjusted up to 6mm horizontally and using the spacers provided to suit, 12mm vertically. Alternatively, a 12mm adjustable floor bracket can be used for wet room solutions where no seals are required.

### DOORS

On models A, B and E the hinge can be adjusted by 20mm at the wall profile for off-square applications. On fixed shower panel models C and D the glass panel is adjusted within the wall profile as it is for fixed shower panels. The floor profile can be adjusted up to 6mm horizontally using the predrilled slot.

### HANDLES

Knob style handle in chrome plated or matt black ABS plastic included as standard with all shower doors. Purchase as an extra the longer Flow handle in a zinc alloy - in chrome or matt black.

### FITTINGS

Floor brackets and fittings for telescopic support rail and wall support in zinc-aluminium, chrome-plated or matt black powder coated. End caps for profiles and various fittings in chrome-plated or matt black ABS.

### TELESCOPIC SUPPORT RAIL

Strong alloy rail with hardwearing, satin-anodised chrome-plated or matt black powder-coated surface with concealed wall fixing bracket. The support rail also has a concealed fixing to the profile and is adjustable from 60 to 100cm.

### WALL SUPPORT

Strong alloy wall support with hardwearing, satin-anodised chromeplated or matt black powder-coated surface with fittings in chromeplated zinc aluminium.

### SEAL

Clear or matt black PVC seal used with doors at floor level can easily be replaced if required over time. Taller seals can also be purchased separately if required for certain applications.

### LEAD-TIME

All Match models are in stock for quick delivery with 1 door/panel in 1 box. All boxes can be handled by one person as they weigh under 30 kg. Accessories like support rails and extra handles are packed separately.

### WARRANTY

Dansani offers 10 years warranty against manufacturing defects on all Match models.

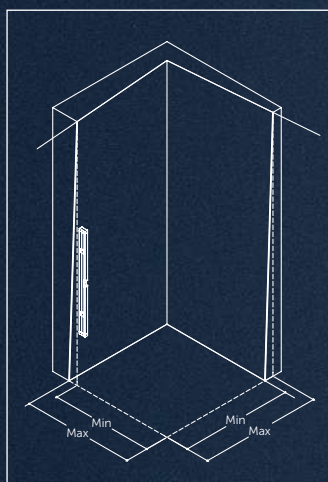
For more detail please refer to [dansani.co.uk](http://dansani.co.uk)

UNCOMPLICATED & EXPERTLY DESIGNED

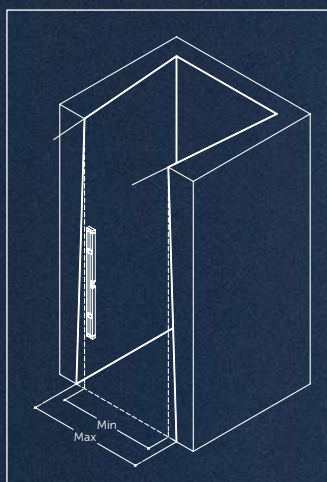
# INSTALLATION

It is likely, that the wall in your bathroom is not completely plumb. Maybe it has small deviations. Maybe it is slightly angled. However we don't think that this should cause the installation of your shower enclosure to present problems. Therefore, Dansani Shower is designed with a number of technical features that make it easy for the installer to fit your new Dansani Shower solution, even on very irregular surfaces. With plenty of adjustment options, you are certain to get a perfect result, irrespective of the solution you choose.

## MEASURING




CORNER



RECESS

Irrespective of whether the wall angles in or out, the adjustment becomes the difference between the minimum and maximum measurements. Use a plumbline to determine the difference along the height of the screen. Before ordering, always check that these measurements correspond to the min./max. measurements of the selected model. Please see the price list.

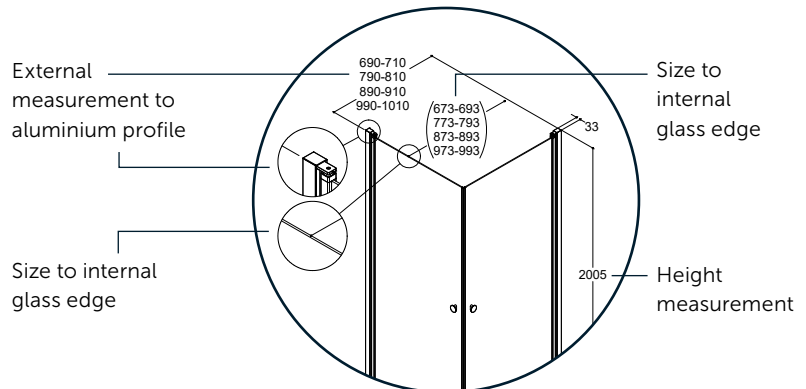


**BE FLEXIBLE WITH**

# MATCH

Get an overview of the size options for corner solutions, recessed solutions and fixed shower panels. The hinge on all doors can be adjusted by 20mm and the same applies to wall profile 1. In addition a choice of profiles provides more width adjustment options.

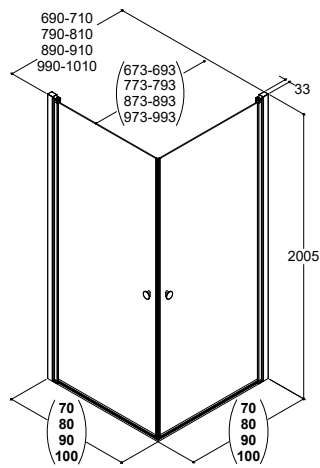
**MEASUREMENTS READING GUIDE**



**CORNER SOLUTIONS**

**MODEL A**

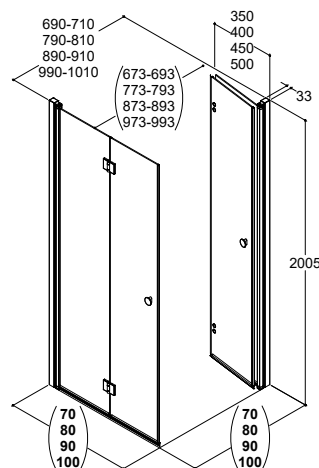
Hinged door



A + A

**MODEL B**

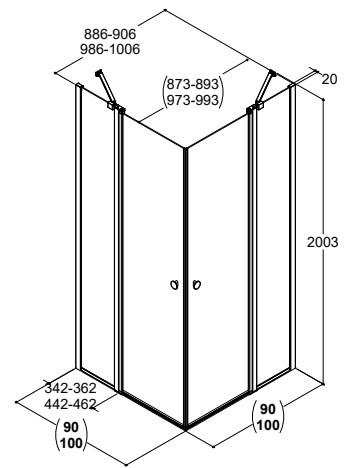
Bifold door



B + B

**MODEL C**

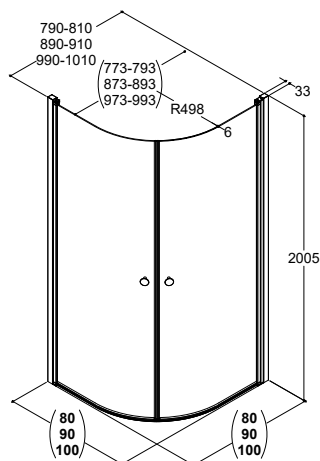
Hinged door with in-line panel



C + C

**MODEL E**

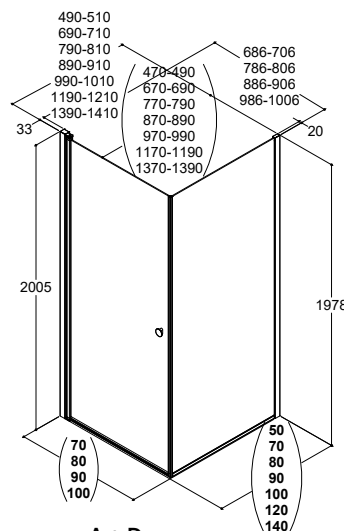
Quadrant hinged door



E + E

**MODEL A AND D**

90° hinged door with fixed shower panel



A + D

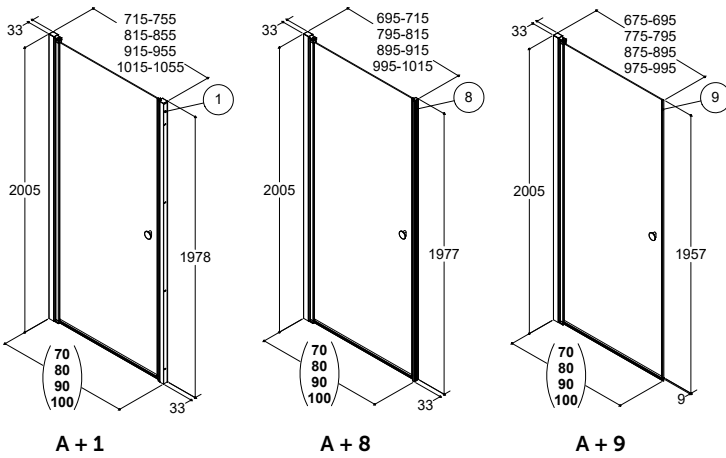
**TOWER STORAGE UNIT**

The practical Tower storage unit can be combined with most of the doors or panels to create many different solutions. Simply select the door or panel model that is 10cm narrower than your installation measurements.

**RECESS SOLUTIONS**

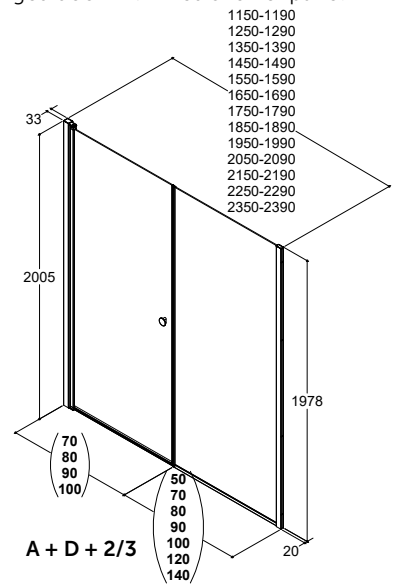
**MODEL A**

Hinged door



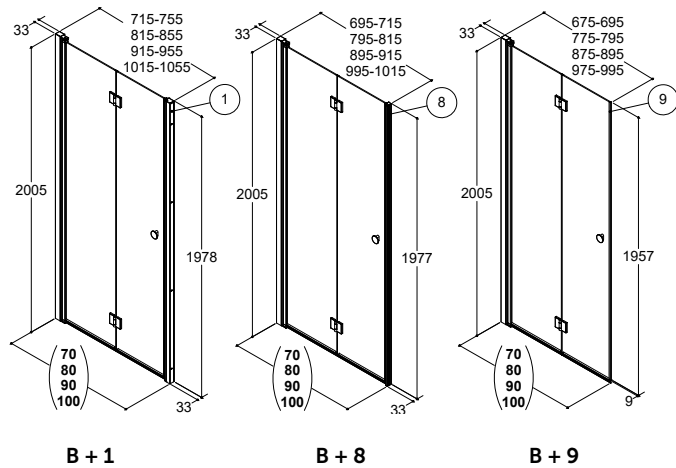
**MODEL A AND D**

Hinged door with fixed shower panel



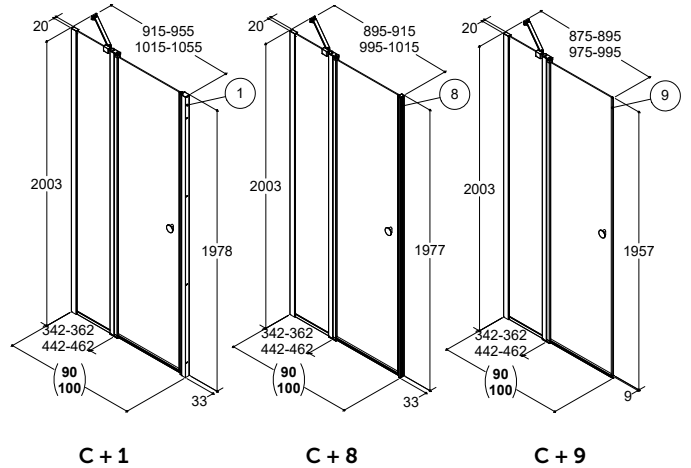
**MODEL B**

Bifold door



**MODEL C**

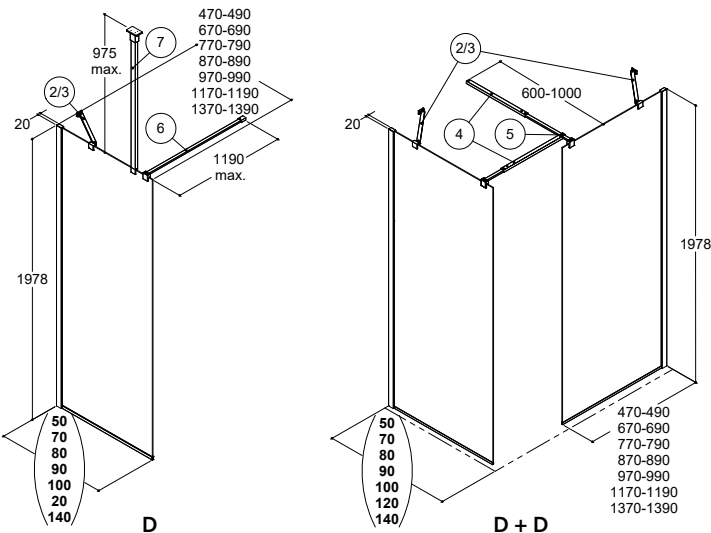
Hinged door with in-line panel



**FIXED SHOWER PANELS**

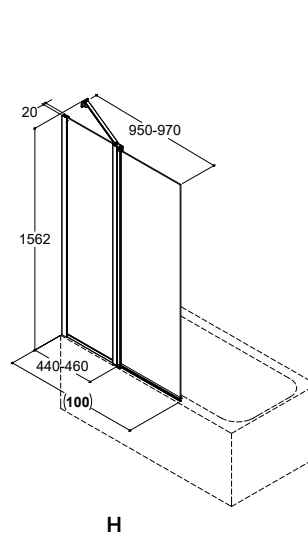
**MODEL D**

Fixed shower panel



**MODEL H**

Bath panel with hinged door







XXL 

**244** INSPIRATION

**249** XXL & THE ENVIRONMENT



Easy to install with two people.



Height 200cm.



Sliding doors in larger widths 120, 140 and 160cm.



8mm safety glass.



Sliding door which can be combined with one or two fixed shower panels – as a corner solution or freestanding shower enclosure.



Easy cleaning and maintenance with EasyCare treatment on the inside.



Shower door handle in stainless steel.



All models are reversible without having to adjust them or use tools.



Perfect installation on off square walls due to comprehensive adjustments.



Designed for installation on wetroom floors or shower trays.



The doors can easily be clipped out to make cleaning easier.



# DANSANI XXL

Large, user-friendly sliding door solution with a functional design. Perfect for recessed showers, but can also be combined with fixed shower panels.



## SILENT & ELEGANT DESIGN

XXL offers a particularly stable and silent solution with elegant design. The sliding door features two runners placed on a rail above and beneath the profile to ensure a soft and smooth action. The door stops gently against the deluxe SoftStop. Enjoy the feeling of pure luxury and quality.



Runner - interior view.



Runners - exterior view.



Standard stainless steel handles are supplied with all models.



Softstop-function.





**120cm - Clear glass**  
Sliding door 1,095 - Art. no. DL1200-0001





**140 x 80cm - Clear glass**

Sliding door/2 fixed shower panels 2,408.- Art. no. DL1402-0800



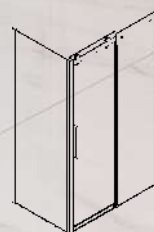
«

The doors can be easily clipped out at the bottom for easier cleaning.

»

For the freestanding shower solution with two fixed shower panels, two support rails are supplied.





**160 x 90cm - Clear glass**

Sliding door/fixed shower panel 1,837.- Art. no. DL1601-0900



# XXL & THE ENVIRONMENT



## MATERIALS FOR XXL SHOWER

For the XXL shower we use quality 8mm safety glass that has been coated with the tough and environmentally friendly EasyCare treatment.

The glass will last for many years and our glass has also been tested to meet the EN 14428:2015 & EN12150 requirements in relation to stability and toughened glass.

## PROFILES

The profiles are a strong aluminum alloy and are produced using 25% recycled aluminum. This alloy has an incredibly long life expectancy as well as great functionality and design benefits, while the recycling properties are almost endless.



We're constantly introducing new initiatives - stay tuned here.



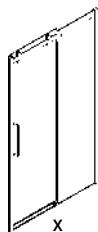
**XXL** 

**252** PRICE LIST

**253** PRODUCT INFORMATION & DIMENSIONS

**XXL**

**SLIDING DOOR**  
Reversible



**Dimensions**

Min/max adjustment

**120CM**

Art. no.	Price £
DL1200-0001	1,095.-
X: 116,5 - 119cm	

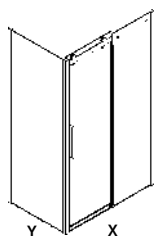
**140CM**

Art. no.	Price £
DL1400-0001	1,216.-
X: 136,5 - 139cm	

**160CM**

Art. no.	Price £
DL1600-0001	1,369.-
X: 156,5 - 159cm	

**SLIDING DOOR WITH 1 FIXED SHOWER PANEL**  
Reversible



**Dimensions**

80cm

Min/max adjustment

90cm

Min/max adjustment

100cm

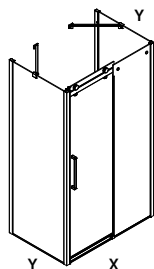
Min/max adjustment

Art. no.	Price £
DL1201-0800	1,563.-
X: 116,5 - 119cm x Y: 76,5 - 79cm	
DL1201-0900	1,563.-
X: 116,5 - 119cm x Y: 86,5 - 89cm	
DL1201-1000	1,563.-
X: 116,5 - 119cm x Y: 96,5 - 99cm	

Art. no.	Price £
DL1401-0800	1,684.-
X: 136,5 - 139cm x Y: 76,5 - 79cm	
DL1401-0900	1,684.-
X: 136,5 - 139cm x Y: 86,5 - 89cm	
DL1401-1000	1,684.-
X: 136,5 - 139cm x Y: 96,5 - 99cm	

Art. no.	Price £
DL1601-0800	1,837.-
X: 156,5 - 159cm x Y: 76,5 - 79cm	
DL1601-0900	1,837.-
X: 156,5 - 159cm x Y: 86,5 - 89cm	
DL1601-1000	1,837.-
X: 156,5 - 159cm x Y: 96,5 - 99cm	

**SLIDING DOOR WITH 2 FIXED SHOWER PANELS**  
Reversible



**Dimensions**

80cm

Min/max adjustment

Incl. 2 pcs. 45cm support rails

90cm

Min/max adjustment

Incl. 2 pcs. 45cm support rails

100cm

Min/max adjustment

Incl. 2 pcs. 60cm support rails

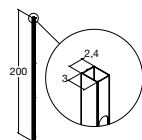
Art. no.	Price £
DL1202-0800	2,286.-
X: 116,5 - 119cm x Y: 76,5 - 79cm	
DL1202-0900	2,286.-
X: 116,5 - 119cm x Y: 86,5 - 89cm	
DL1202-1000	2,286.-
X: 116,5 - 119cm x Y: 96,5 - 99cm	

Art. no.	Price £
DL1402-0800	2,408.-
X: 136,5 - 139cm x Y: 76,5 - 79cm	
DL1402-0900	2,408.-
X: 136,5 - 139cm x Y: 86,5 - 89cm	
DL1402-1000	2,408.-
X: 136,5 - 139cm x Y: 96,5 - 99cm	

Art. no.	Price £
DL1602-0800	2,561.-
X: 156,5 - 159cm x Y: 76,5 - 79cm	
DL1602-0900	2,561.-
X: 156,5 - 159cm x Y: 86,5 - 89cm	
DL1602-1000	2,561.-
X: 156,5 - 159cm x Y: 96,5 - 99cm	

**ADD-ON**

**SHOWER EXTENSION PROFILE**



Increases the installation size by 30mm

Art. no.	Price £
1600700	85.-

Art. no.	Price £
1600700	85.-

Art. no.	Price £
1600700	85.-

# PRODUCT INFORMATION & DIMENSIONS

## XXL SHOWER

All Dansani sliding doors and fixed shower panels have been tested and comply with regulations EN 14428:2015 in relation to toughening of glass, stability and water proofing classification.

All models are reversible and can be used in both left and right hand applications without the need for tools or modifications.

All models are designed for installation on a horizontal surface, floor, or shower base.

The floor profile can accommodate up to 3 mm of floor unevenness, but in this case, support must be provided at 6 support points so that the support lies in a straight line (see installation instructions M1255 + M1256)

## GLASS

8mm safety glass according to EN12150 regulations with easy care treatment on the inside. Available in clear glass.

## PROFILES

Strong aluminum profile in satin anodized finish. Wall profiles are adjustable.

## HANDLES

Shower door handle in stainless steel.

## FITTINGS

Wall bracket and brackets for wall support are in chromed zinc-aluminium. Cover caps in chromed ABS.

## INSTALLATION

Perfect installation even on off square walls due to the adjustment options.

## RUNNERS

The runners are produced in zinc alloy. The fittings for the top bar are made in brass with a refined polished chrome finish.

## SUPPORT RAIL

Polished stainless steel with cover caps in chromed ABS. For enclosures with 2 fixed shower panels, 2 wall supports are supplied as standard.

## SPARE PARTS

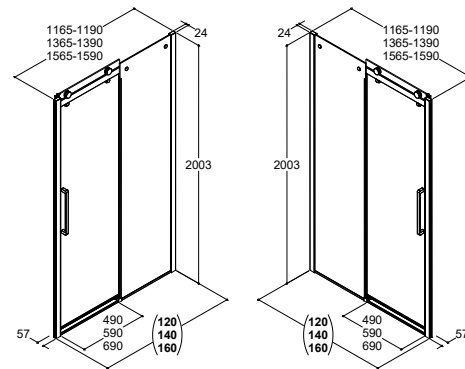
For spare parts please get in touch with your Dansani retailer.

## WARRANTY

Dansani offers a 10 year warranty against manufacturing defects on all models.

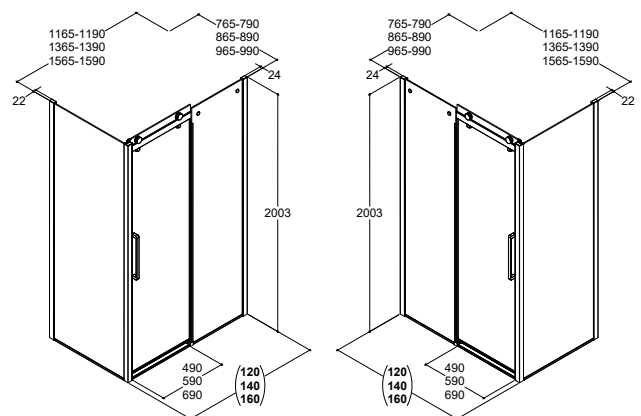
## XXL

Sliding door (reversible)



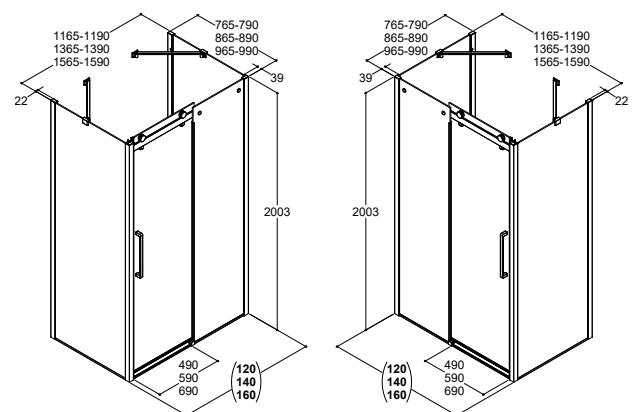
## XXL

Sliding door with 1 fixed shower panel (reversible)



## XXL

Sliding door with 2 fixed shower panels (reversible)







# IF SOMETHING IS WORTH DOING, IT'S WORTH DOING WELL

At Dansani this is our motto. Since our foundation in 1983 it has always been that way and that's how it will continue in the future. We are bathroom enthusiasts through and through and we want to make the bathroom the best room in the house. Therefore our mission is simple - to develop and produce beautiful and well thought out bathroom concepts that create joy in everyday life.

## DANISH DESIGN

Danish design is about putting people at the heart of the process – Danish design makes everyday life easier and it's beautiful and simple to look at. For Dansani, it is the embodiment of our designs. It must be easy on the eye, it must work effortlessly and it should create that cosy, home-like feeling.

## 40 YEARS OF QUALITY CRAFTSMANSHIP

Our craftsmanship is managed in our production facilities in Denmark. We have skilled people with respect for the materials they use and with many years of experience. They engage fully with the products and continuously optimise the processes involved, while delivering high quality work every single day is part of their DNA. They do it exactly so that we are absolutely sure of the quality of what we put our logo on.

## ENVIRONMENT & SUSTAINABILITY

We have always categorised all waste and been energy conscious at Dansani and when it comes to our furniture, we make demands on ourselves and on our suppliers. Wood components must be traceable and we keep a keen eye on the proportion of recycled material and not least the energy used in the production of our products. We are honest about the materials we work with and we want to pass on as much information as possible to you as a customer. Read more on our website.



Dansani Ltd  
7 Mermaid Walk  
The Waterfront  
Brighton Marina  
East Sussex  
BN2 5WA GB  
T. 0208 15 76 069  
mail@dansani.co.uk  
dansani.co.uk



Dansani is committed to supporting the UN's global goals. For more detail please visit [dansani.co.uk](https://dansani.co.uk)

With reservations for changes in price- and product, misprints, technical specifications and colour deviations due to printing technique. 01.25.25GBDANSANIMANBR / 13.000 pcs.

